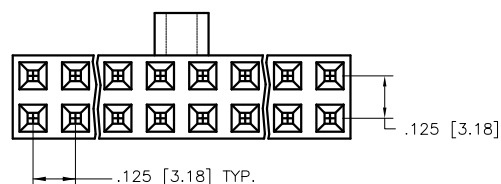
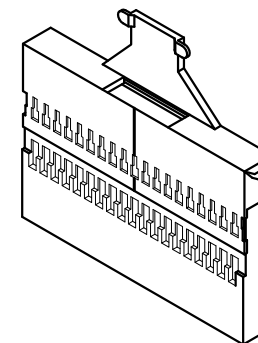
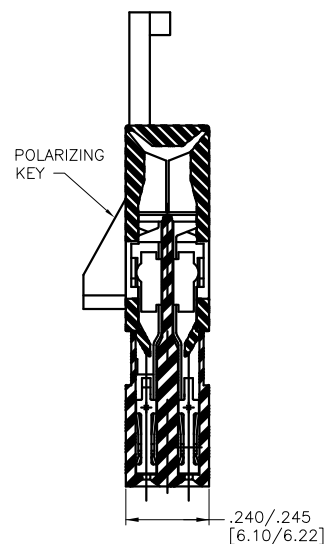
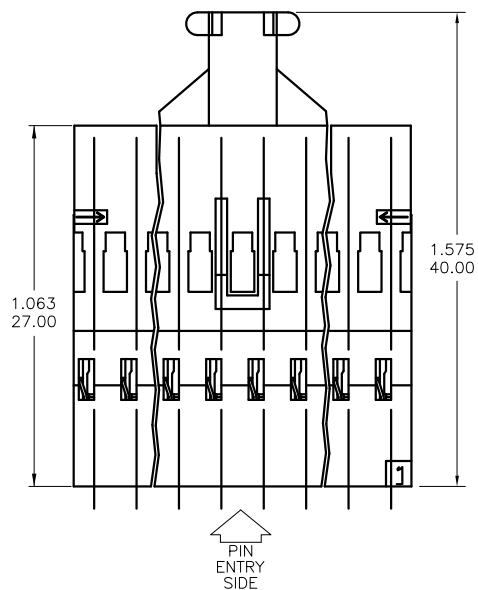


PRODUCT NUMBER

SEE TABLE



## FEATURES:

- \* ONE PIECE DESIGN
- \* PADDLE FOR BETTER WIRE MANAGEMENT
- \* TIE-WRAP RETENTION CLIPS FOR WIRE BUNDLING
- \* FOR 8 TO 40 CONNECTORS
- \* WITH OR WITHOUT POLARIZED KEYING FEATURES

## ASSOCIATED COMPONENTS:

- \* CONNECTORS (SEE DRAWING 54319)

## OPTIONS:

- \* SHORTED POSITIONS (SEE DRAWING 54322)

| mat'l. code<br>SEE NOTE 1 |                |     |            | surface<br>ASME Y14.5                 | tolerance<br>ASME Y14.5 | projection   | product family |
|---------------------------|----------------|-----|------------|---------------------------------------|-------------------------|--------------|----------------|
| ltr                       | ec'n no        | dr  | date       | tolerances unless otherwise specified |                         | INCH/MM      | NORCON         |
| B                         | V04-0922       | HTB | 2004-11-03 | angles                                |                         |              |                |
| C                         | V05-1162       | HTB | 2005-12-28 | inches                                | XXX+003/XX+08           |              |                |
| D                         | V06-0662       | JRV | 2006-07-10 |                                       |                         | scale N.T.S. |                |
| E                         | V07-0473       | HTB | 2007-07-13 | dr                                    | T. BREWBAKER            | 2005-12-28   |                |
| F                         | V08-0233       | HTB | 2008-05-27 | engr                                  | T. BREWBAKER            | 2005-12-28   |                |
| G                         | V09-0115       | HTB | 2009-03-23 | chr                                   | T. BREWBAKER            | 2005-12-28   |                |
|                           |                |     |            | appd                                  | T. BREWBAKER            | 2005-12-28   |                |
| sheet index               | revision sheet | G   | G          |                                       |                         |              |                |
|                           |                | 1   | 2          |                                       |                         |              |                |

|        |  |      |  |
|--------|--|------|--|
| title  | CID02 CABLE CONNECTORS<br>2x4 TO 2x20 COVERS |      |  |
| dwg no | sheet 1 of 2                                 | size |  |
|        | 54323  | A4   |  |
| type   | CUSTOMER Drawing                             |      |  |

| PRODUCT NUMBER | ENG. CODE       | DESCRIPTION   |          |
|----------------|-----------------|---|----------|
| A0344736       | CID02CVR2X4     | FOR 8 POSITION CONNECTOR (2x4) — NON POLARIZED  | OBSOLETE |
| A0344736LF     | —               | FOR 8 POSITION CONNECTOR (2x4) — NON POLARIZED  | OBSOLETE |
| A0344737       | CID02CVR2X8     | FOR 16 POSITION CONNECTOR (2x8) — NON POLARIZED                                       | OBSOLETE |
| A0344738       | CID02CVR2X10    | FOR 20 POSITION CONNECTOR (2x10) — NON POLARIZED                                      | OBSOLETE |
| A0344739       | CID02CVR2X16    | FOR 32 POSITION CONNECTOR (2x16) — NON POLARIZED                                      | OBSOLETE |
| A0344739LF     | —               | FOR 32 POSITION CONNECTOR (2x16) — NON POLARIZED                                      | OBSOLETE |
| A0351231       | CID02CVR2X16LA  | ALTERNATE COVER FOR 32 POSITION CONNECTOR (2x16) — NON POLARIZED, TAPERED TEETH       | OBSOLETE |
| A0344740       | CID02CVR2X20    | FOR 40 POSITION CONNECTOR (2x20) — NON POLARIZED                                      | OBSOLETE |
| A0344741       | CID02CVR2X4P    | FOR 8 POSITION CONNECTOR (2x4) — WITH POLARIZING KEY                                  | OBSOLETE |
| A0344741LF     | —               | FOR 8 POSITION CONNECTOR (2x4) — WITH POLARIZING KEY                                  |          |
| A0344742       | CID02CVR2X8P    | FOR 16 POSITION CONNECTOR (2x8) — WITH POLARIZING KEY                                 | OBSOLETE |
| A0344742LF     | —               | FOR 16 POSITION CONNECTOR (2x8) — WITH POLARIZING KEY                                 | OBSOLETE |
| A0344743       | CID02CVR2X10P   | FOR 20 POSITION CONNECTOR (2x10) — WITH POLARIZING KEY                                | OBSOLETE |
| A0344743LF     | —               | FOR 20 POSITION CONNECTOR (2x10) — WITH POLARIZING KEY                                | OBSOLETE |
| A0344744       | CID02CVR2X16P   | FOR 32 POSITION CONNECTOR (2x16) — WITH POLARIZING KEY                                | OBSOLETE |
| A0344744LF     | —               | FOR 32 POSITION CONNECTOR (2x16) — WITH POLARIZING KEY                                | OBSOLETE |
| A0351232       | CID02CVR2X16PLA | ALTERNATE COVER FOR 32 POSITION CONNECTOR (2x16) — WITH POLARIZING KEY, TAPERED TEETH | OBSOLETE |
| A0344745       | CID02CVR2X20P   | FOR 40 POSITION CONNECTOR (2x20) — WITH POLARIZING KEY                                | OBSOLETE |
| A0344745LF     | —               | FOR 40 POSITION CONNECTOR (2x20) — WITH POLARIZING KEY                                | OBSOLETE |

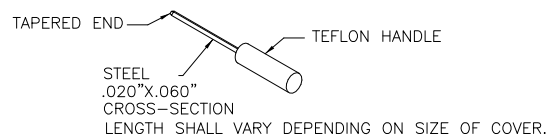
## NOTES:

1. HOUSING MATERIAL: PP, UNREINFORCED, FLAME RETARDANT PER UL 94V-0, COLOR: BLACK.

2. PACKAGED IN BULK.

3. THE FOLLOWING IS THE RECOMMENDED TOOL & METHOD FOR REMOVING THE COVER:

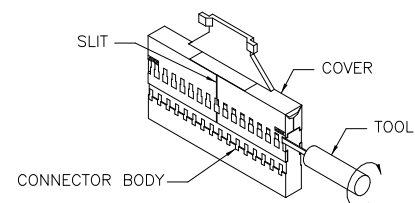
## — EXTRACTION TOOL



4. PART NUMBERS WITH AN LF SUFFIX MEET EUROPEAN UNION DIRECTIVES AND OTHER COUNTRY REGULATIONS AS DESCRIBED IN GS-22-008.

## — METHOD OF COVER REMOVAL

INSERT EXTRACTION TOOL BETWEEN COVER & BODY ENTERING WINDOW AS MARKED (←).  
SLIDE TOOL TO THE EDGE OF THE SLIT AND THEN ROTATE HANDLE CLOCKWISE TO RELEASE COVER.  
REPEAT PROCEDURE FOR OPPOSITE END.



IT IS NOT RECOMMENDED THAT THE COVER BE REMOVED WHILE CONNECTOR IS IN USE.

|             |            |            |            |                        |
|-------------|------------|------------|------------|------------------------|
| mat'l. code | surface    | tolerance  | projection | product family         |
| SEE NOTE 1  | ASME Y14.5 | ASME Y14.5 |            | NORCON                 |
| ltr         | ecn no     | dr         | date       | title                  |
| G           |            |            |            | CID02 CABLE CONNECTORS |
|             |            |            |            | 2x4 TO 2x20 COVERS     |
|             |            |            |            | dwg no                 |
|             |            |            |            | sheet 2 of 2           |
|             |            |            |            | size                   |
|             |            |            |            | A4                     |
|             |            |            |            | type                   |
|             |            |            |            | CUSTOMER Drawing       |