

TSR1I-29-1

3/4" external corner cover 1" bend radius - Ivory

Article Number: 250-12908

Part Number: TSR1I-29-1

Type: TSR1-29-1

Material: PVC

1. Base Data

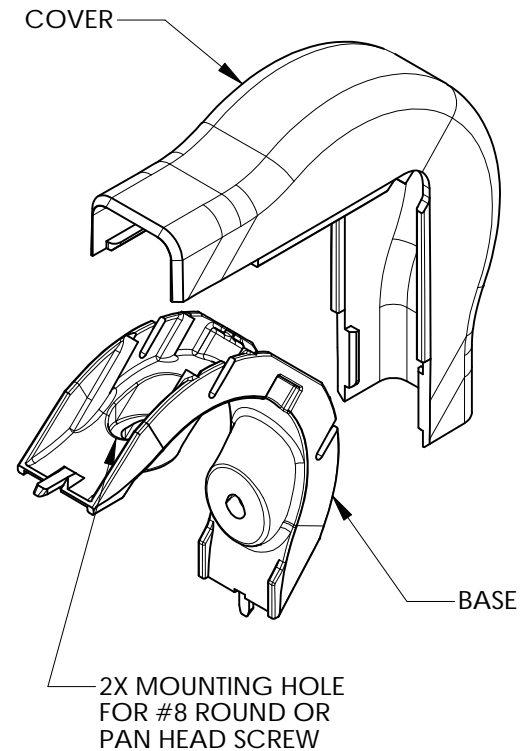
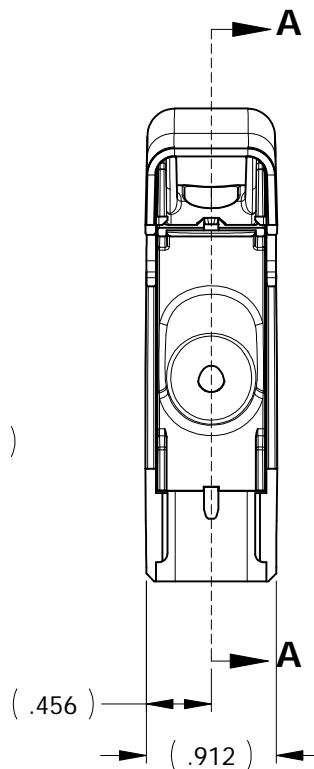
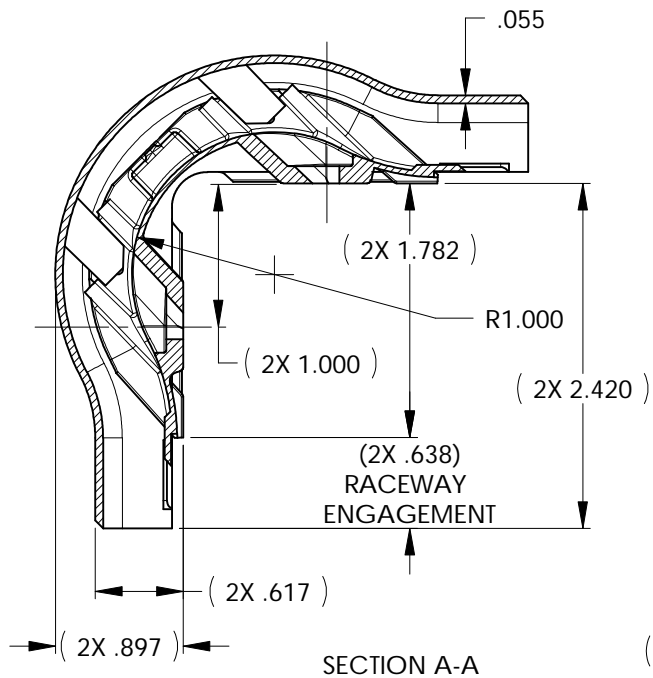
Part No.	TSR1I-29-1
Type	TSR1-29-1
Color	Ivory
Features	HellermannTyton's low voltage TSR surface raceway system is a one piece latching duct designed to contain, route and protect wire and cable when it is not feasible to run it within the wall. It is manufactured from a 94 V-0 PVC and features a superior adh

4. Material and Specifications

Material	Polyvinylchloride (PVC)
Material Shortcut	PVC

Logistic and Packaging

Packaging Type	bag
Pkg. Qty.	10
Carton Qty.	10
UPC	08930616032



PART NO. DESCRIPTION

TSR1 -29-1

COLOR:
I = IVORY
FW = OFFICE WHITE
W = WHITE
(FOR OTHER COLORS
CONTACT FACTORY)

TSRP1 -29-1	POWER-RATED SYSTEM
TSR1 -29-1	LOW VOLTAGE SYSTEM
PART NO.	DESCRIPTION

NOTE:
1. THIS ASSEMBLY MATES WITH (2)
TSR1 OR (2) TSRP1 RACEWAYS.

INVENTORS

HellermannTyton

A SPIRENT Company

ALL PROPRIETARY RIGHTS IN THE SUBJECT MATTER SHOWN ON
THIS DRAWING ARE EXCLUSIVE PROPERTY OF HELLERMANNTYTON

name	date	city, state

REVISION

level	01
by	PLN
date	07/15/02
ECN #	003269
part level	-

DIMENSIONS

TOLERANCES	.XXXX = $\pm .0005$
	.XXX = $\pm .005$
	.XX = $\pm .01$
	.X = $\pm .03$
	$\angle = \pm 0.5^\circ$
	unless otherwise specified
units	inches

PART

number	SEE CHART	phase	PRODUCTION
name	TSR1-29-1 & TSRP1-29-1 3/4" EXTERNAL CORNER WITH 1" MIN BEND RADIUS		
material	PVC		

DRAWING

format version N	AH	CAD	SW	scale	3:4
computer file number			previous number		
DT3032012CST_01			DT3032012A		
drawn	K.A.C.	checked	approved		
	05/05/99				
type				sheet 1 of 1	
number				DT3032012CST	

TSR — Low Voltage Surface Raceway Accessories

HellermannTyton provides a complete line of fittings to manage connectivity requirements from the telecommunications room to the work area. Each size of raceway offers numerous fittings, offered in electrical ivory, white or office white, including TIA/EIA-568-B compliant 1" bend radius accessories which help ensure consistent data transmission performance of Category 5, 5e and 6 communications systems.



Designated with -50



Designated with -36



Designated with -25-1



Designated with -29-1



Designated with -14



Designated with -12



Designated with -33-1



Designated with -21-1



*Recommend using the TSRX-JB2 for voice and data applications

Product Selection

Part Number	Description	Pkg. Qty.
TSR1 Fittings		
TSR1X-14	Splice Cover – 3/4"	10
TSR1X-21-1	Tee Cover – 3/4" – 1" Bend Radius	10
TSR1X-25-1	Elbow Cover – 3/4" – 1" Bend Radius	10
TSR1X-29-1	External Corner – 3/4" – 1" Bend Radius	10
TSR1X-33-1	Internal Corner – 3/4" – 1" Bend Radius	10
TSR1X-36	End Cap – 3/4"	10
TSR1X-50	Ceiling Drop – 3/4"	10
TSR2 Fittings		
TSR2X-14	Splice Cover – 1-1/4"	10
TSR2X-21-1	Tee Cover – 1-1/4" – 1" Bend Radius	10
TSR2X-25-1	Elbow Cover – 1-1/4" – 1" Bend Radius	10
TSR2X-29-1	External Corner – 1-1/4" – 1" Bend Radius	10
TSR2X-33-1	Internal Corner – 1-1/4" – 1" Bend Radius	10
TSR2X-36	End Cap – 1-1/4"	10
TSR2X-50	Ceiling Drop – 1-1/4"	10
TSR3 Fittings		
TSR3X-14	Splice Cover – 1-3/4"	10
TSR3X-21-1	Tee Cover – 1-3/4" – 1" Bend Radius	10
TSR3X-25-1	Elbow Cover – 1-3/4" – 1" Bend Radius	10
TSR3X-29-1	External Corner – 1-3/4" – 1" Bend Radius	10
TSR3X-33-1	Internal Corner – 1-3/4" – 1" Bend Radius	10
TSR3X-36	End Cap – 1-3/4"	10
TSR3X-50	Ceiling Drop – 1-3/4"	10
Reducers		
TSR1X-12	Reducer – 1-3/4" to 1-1/4" (TSR3 to TSR2)	10
TSR2X-12	Reducer – 1-3/4" to 3/4" (TSR3 to TSR1)	10
TSR3X-12	Reducer – 1-1/4" to 3/4" (TSR2 to TSR1)	10
Junction Boxes		
TSRX-JB1	Junction Box Single Gang – 3"(W) x 4-3/4"(L) x 1-1/4"(H)	1
TSRX-JB2 *	Junction Box Single Gang – 3"(W) x 4-3/4"(L) x 2"(H)	1
TSRX-JBD	Junction Box Dual Gang – 4.91"(W) x 4.83"(L) x 1-1/2"(H)	1

Replace "X" in the part number with the following letters for desired color:
 X = I (ivory), FW (office white), W (white)

Junction Boxes

Offered in a dual or single gang format, HellermannTyton's low voltage junction boxes are versatile enough for any network cabling application. Available in varying depths, these boxes are all equipped with concentric knockouts on all four sides for every TSR size of raceway which eliminates routing and installation inconvenience. All three styles of junction boxes come with adhesive strips on the back of the base and also #6 screws to secure the box to the base. See page 62 for knockout sizes and locations.