

BETTER BY DESIGN™

# BT7072

## 90 DEGREE CORNER CONNECTOR

### INSTALLATION INSTRUCTIONS

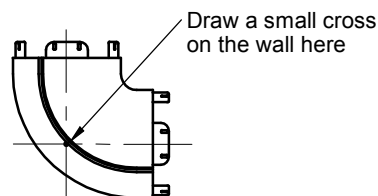
#### Also Available

BT7070 - A complete cable manager kit in 1.0M and 1.5M lengths in either a silver or white finish.

BT7073 - A pack of three additional wall clips, essential when cutting multiple cable covers into shorter lengths.

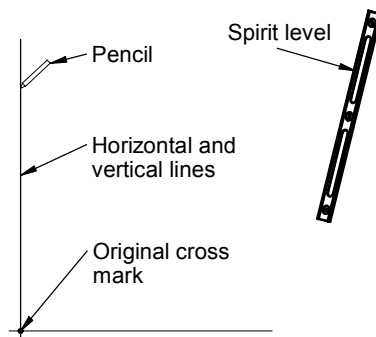
THIS PACK CONTAINS ONE 90 DEGREE CORNER CONNECTOR

1



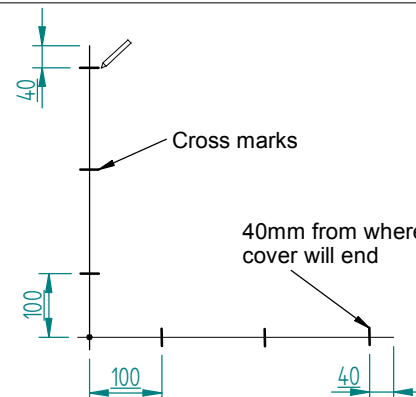
Place the corner connector on the wall so you can visualise the desired location. Once satisfied, draw a small cross where you want the centre point to be.

2



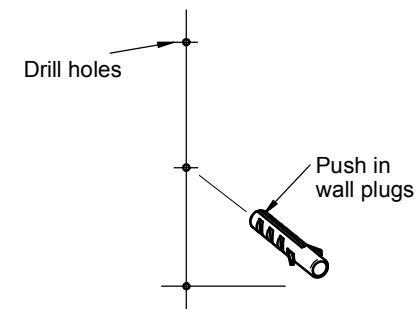
Draw two pencil lines on the wall where you wish the centre of the cable covers to be. Use a long spirit level to ensure lines are horizontal and vertical.

3



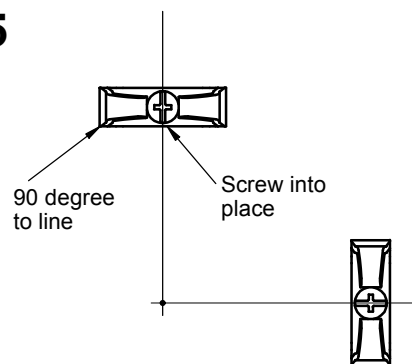
Mark across the line where you want to position the wall clips. There should be wall clips positioned as shown, with the others equally spaced between them.

4



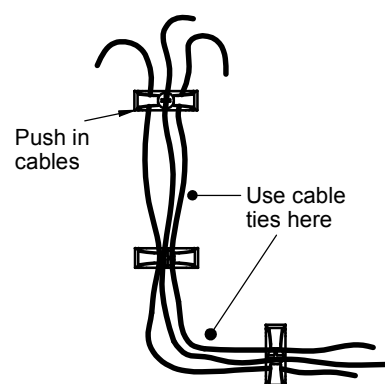
Where marked, drill a hole for each wall clip using a 6mm drill bit to a depth of 35mm. Insert a wall plug into each hole so that they are flush with the wall surface.

5



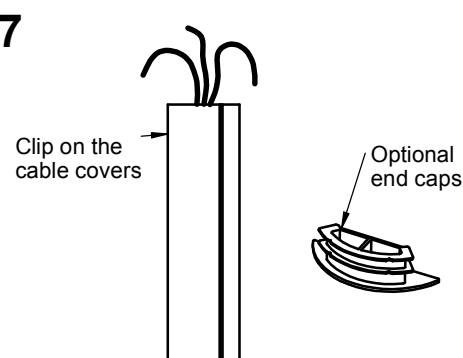
Screw each wall clip into place using a cross head screwdriver. Ensure they are central to the lines and sitting across them at 90 degrees as shown.

6



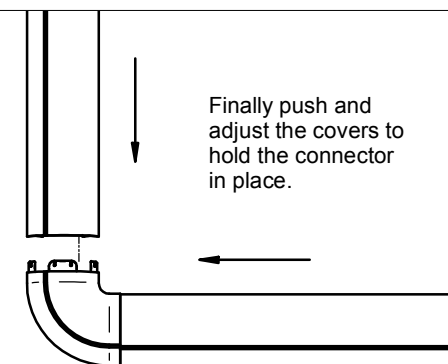
Push cables through the gap in the front of the wall clips so they are retained. Use the cable ties to help group the cables at points in between the wall clips. Trim off excess.

7



Finally push on the cable covers so that they clip into place. If cables enter or exit through a hole in the wall, you may push-in one or both of the plastic end caps.

8



Hold the corner connector roughly in place and slide the cable covers towards it so that they push over the protruding lugs. Adjust the covers position until they sit flush.

B-Tech International Ltd, 4 Meridian Centre, New Addington, Croydon, CRO 9UG, UK. Tel: +44 (0)844 800 0445 Fax: +44 (0)844 800 0446 Email: [info@b-tech-int.com](mailto:info@b-tech-int.com)

B-Tech PRO-AV bvba, Brixtonlaan 32, Zaventem 1930, Brussels, Belgium. Tel: +32 (0)2 720 92 71 Fax: +32 (0)2 725 42 15 Email: [info@btechproav.com](mailto:info@btechproav.com)

B-Tech Audio Video Mounts, Buffalo, NY 14215, USA. Tel: (1)800 975 5812 Fax: (1)800 592 2876 Email: [info@btechavmounts.com](mailto:info@btechavmounts.com)

B-Tech International (Hong Kong) Ltd, 23rd Floor, Manulife Tower, 169 Electric Road, North Point, HK. Tel: (+852) 2556 7337 Fax: (+852) 2556 7321 Email: [info@b-tech-int.com.hk](mailto:info@b-tech-int.com.hk)

[www.btechavmounts.com](http://www.btechavmounts.com)