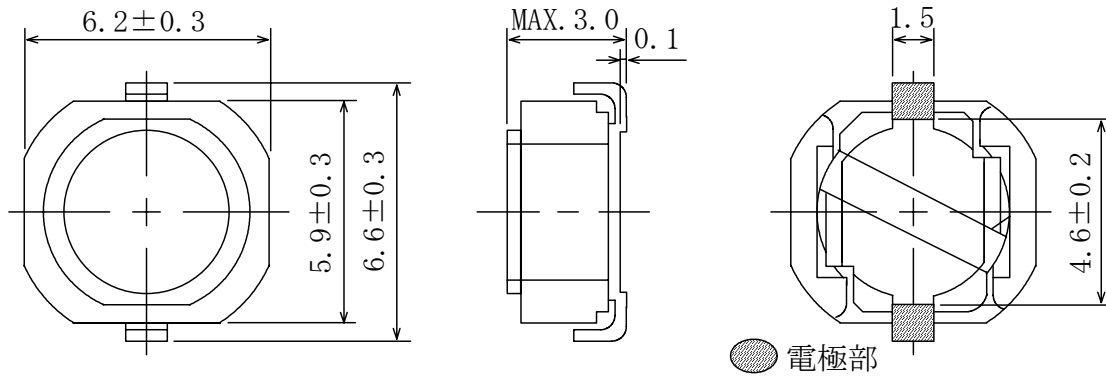


仕様書

形名
CDRH62

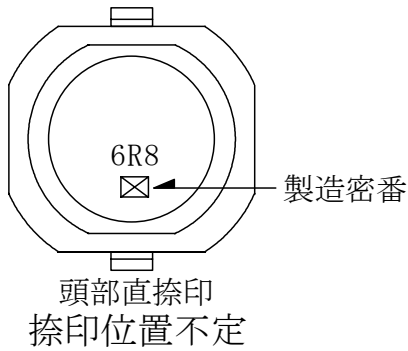
1. 外形

1-1. 寸法図 (mm)

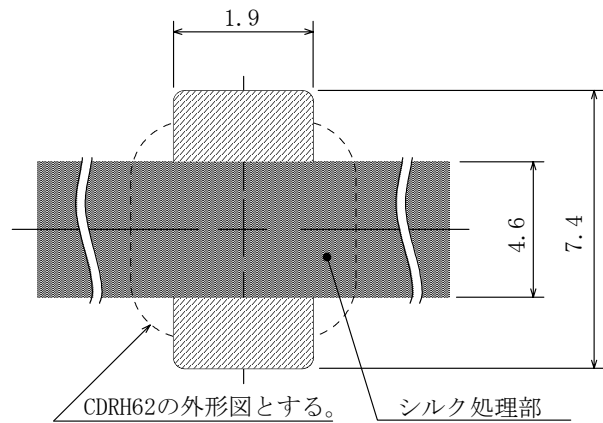


* 公差のない寸法は、参考値とする。

1-2. 捺印表示例



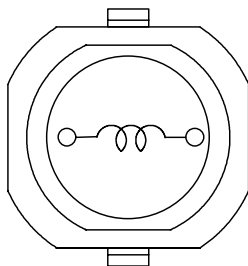
1-3. 推奨ランド寸法 (mm)



電極 (端子) 間の隙間はシルク処理をして御使用下さい。

2. コイル仕様

2-1. 端子接続図 (裏面図)



RoHS
compliance
Cd:Max. 0.01wt%
others:Max. 0.1wt%



仕様書

形名

CDRH62

2-2. 電気的特性 I (リール梱包の場合)

NO.	品名	表示	インダクタンス [以内] ※1	D. C. R. (Ω) [以下] (at 20°C)	定格電流 (A) ※2	スミダ コード
01	CDRH62NP-6R8NC	6R8	6.8 μ H \pm 25%	0.12	1.57	-0066
02	CDRH62NP-8R2NC	8R2	8.2 μ H \pm 25%	0.13	1.38	-0067
03	CDRH62NP-10 \emptyset MC	100	10 μ H \pm 20%	0.17	1.28	-0069
04	CDRH62NP-12 \emptyset MC	120	12 μ H \pm 20%	0.18	1.19	-0070
05	CDRH62NP-15 \emptyset MC	150	15 μ H \pm 20%	0.26	0.97	-0071
06	CDRH62NP-18 \emptyset MC	180	18 μ H \pm 20%	0.30	0.94	-0072
07	CDRH62NP-22 \emptyset MC	220	22 μ H \pm 20%	0.38	0.81	-0073
08	CDRH62NP-27 \emptyset MC	270	27 μ H \pm 20%	0.43	0.71	-0074
09	CDRH62NP-33 \emptyset MC	330	33 μ H \pm 20%	0.48	0.64	-0075
10	CDRH62NP-39 \emptyset MC	390	39 μ H \pm 20%	0.69	0.59	-0076
11	CDRH62NP-47 \emptyset MC	470	47 μ H \pm 20%	0.77	0.54	-0077
12	CDRH62NP-56 \emptyset MC	560	56 μ H \pm 20%	0.85	0.52	-0078
13	CDRH62NP-68 \emptyset MC	680	68 μ H \pm 20%	1.21	0.49	-0081
14	CDRH62NP-82 \emptyset MC	820	82 μ H \pm 20%	1.42	0.41	-0082
15	CDRH62NP-101MC	101	100 μ H \pm 20%	1.50	0.39	-0083
16	CDRH62NP-121MC	121	120 μ H \pm 20%	2.10	0.30	-0084
17	CDRH62NP-151MC	151	150 μ H \pm 20%	2.33	0.28	-0085
18	CDRH62NP-181MC	181	180 μ H \pm 20%	3.20	0.25	-0086
19	CDRH62NP-221MC	221	220 μ H \pm 20%	3.69	0.23	-0087
20	CDRH62NP-271MC	271	270 μ H \pm 20%	4.89	0.20	-0088
21	CDRH62NP-331MC	331	330 μ H \pm 20%	5.42	0.18	-0089

仕様書

形名
CDRH62

2-3. 電気的特性 II (箱梱包の場合)

NO.	品名	表示	インダクタンス [以内] ※1	D. C. R. (Ω) [以下] (at 20°C)	定格電流 (A) ※2	スミダ コード
22	CDRH62NP-6R8NB	6R8	6.8 μ H \pm 25%	0.12	1.57	-0090
23	CDRH62NP-8R2NB	8R2	8.2 μ H \pm 25%	0.13	1.38	-0092
24	CDRH62NP-10 \emptyset MB	100	10 μ H \pm 20%	0.17	1.28	-0093
25	CDRH62NP-12 \emptyset MB	120	12 μ H \pm 20%	0.18	1.19	-0094
26	CDRH62NP-15 \emptyset MB	150	15 μ H \pm 20%	0.26	0.97	-0095
27	CDRH62NP-18 \emptyset MB	180	18 μ H \pm 20%	0.30	0.94	-0096
28	CDRH62NP-22 \emptyset MB	220	22 μ H \pm 20%	0.38	0.81	-0097
29	CDRH62NP-27 \emptyset MB	270	27 μ H \pm 20%	0.43	0.71	-0098
30	CDRH62NP-33 \emptyset MB	330	33 μ H \pm 20%	0.48	0.64	-0099
31	CDRH62NP-39 \emptyset MB	390	39 μ H \pm 20%	0.69	0.59	-0100
32	CDRH62NP-47 \emptyset MB	470	47 μ H \pm 20%	0.77	0.54	-0101
33	CDRH62NP-56 \emptyset MB	560	56 μ H \pm 20%	0.85	0.52	-0103
34	CDRH62NP-68 \emptyset MB	680	68 μ H \pm 20%	1.21	0.49	-0104
35	CDRH62NP-82 \emptyset MB	820	82 μ H \pm 20%	1.42	0.41	-0105
36	CDRH62NP-101MB	101	100 μ H \pm 20%	1.50	0.39	-0106
37	CDRH62NP-121MB	121	120 μ H \pm 20%	2.10	0.30	-0107
38	CDRH62NP-151MB	151	150 μ H \pm 20%	2.33	0.28	-0108
39	CDRH62NP-181MB	181	180 μ H \pm 20%	3.20	0.25	-0109
40	CDRH62NP-221MB	221	220 μ H \pm 20%	3.69	0.23	-0110
41	CDRH62NP-271MB	271	270 μ H \pm 20%	4.89	0.20	-0111
42	CDRH62NP-331MB	331	330 μ H \pm 20%	5.42	0.18	-0112

※1: 測定周波数 L 6.8 μ H \sim 8.2 μ H ; at 7.96 MHz
 10 μ H \sim 82 μ H ; at 2.52 MHz
 100 μ H \sim 330 μ H ; at 1 kHz

※2: 定格電流は直流重畳特性に於て、インダクタンスが公称値より70%となる電流もしくは直流電流を流した時のコイルの発熱が $\Delta t=40^{\circ}\text{C}$ となる電流値の少ない方の値。(Ta=20°Cを基準とする。)

3. 保存温度範囲 - 40 \sim + 100

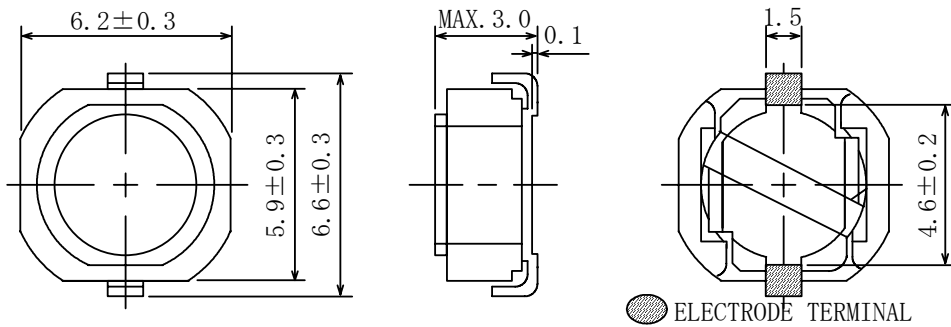
使用温度範囲 -40°C \sim +100°C (コイルの発熱を含む。)

SPECIFICATION

TYPE CDRH62

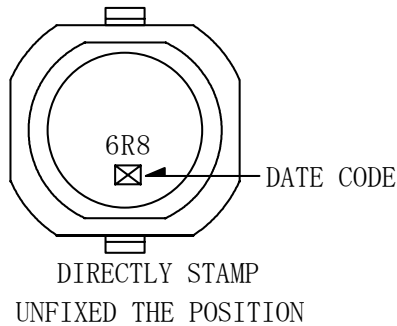
1. APPEARANCE

1-1. DIMENSIONS (mm)

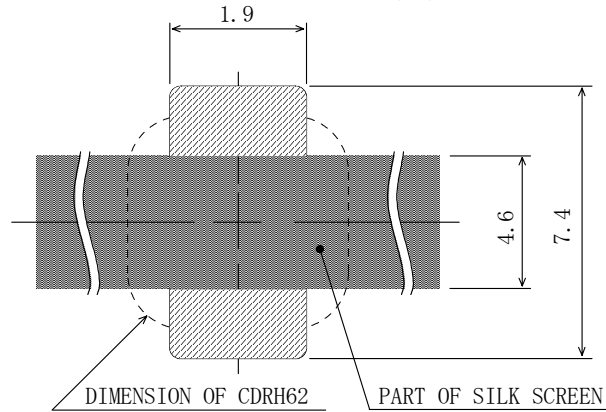


*DIMENSIONS WITHOUT TOLERANCE ARE APPROX.

1-2. STAMP (E. G.)



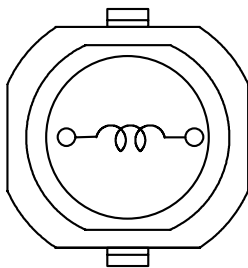
1-3. DIMENSION RECOMMENDED (mm)



PLEASE COAT WITH SILK SCREEN BETWEEN THE TWO TERMINALS.

2. COIL SPECIFICATION

2-1. CONNECTION (BOTTOM VIEW)



RoHS compliance Cd:Max. 0.01wt% others:Max. 0.1wt%



SPECIFICATION

TYPE CDRH62

2-2. ELECTRICAL CHARACTERISTICS I (IN THE CASE OF REEL)

NO.	PART NO.	STAMP	INDUCTANCE [WITHIN] ※1	D. C. R. (Ω) [MAX.] (at 20°C)	RATED CURRENT (A) ※2	SUMIDA CODE
01	CDRH62NP-6R8NC	6R8	6.8 μ H \pm 25%	0.12	1.57	-0066
02	CDRH62NP-8R2NC	8R2	8.2 μ H \pm 25%	0.13	1.38	-0067
03	CDRH62NP-100MC	100	10 μ H \pm 20%	0.17	1.28	-0069
04	CDRH62NP-120MC	120	12 μ H \pm 20%	0.18	1.19	-0070
05	CDRH62NP-150MC	150	15 μ H \pm 20%	0.26	0.97	-0071
06	CDRH62NP-180MC	180	18 μ H \pm 20%	0.30	0.94	-0072
07	CDRH62NP-220MC	220	22 μ H \pm 20%	0.38	0.81	-0073
08	CDRH62NP-270MC	270	27 μ H \pm 20%	0.43	0.71	-0074
09	CDRH62NP-330MC	330	33 μ H \pm 20%	0.48	0.64	-0075
10	CDRH62NP-390MC	390	39 μ H \pm 20%	0.69	0.59	-0076
11	CDRH62NP-470MC	470	47 μ H \pm 20%	0.77	0.54	-0077
12	CDRH62NP-560MC	560	56 μ H \pm 20%	0.85	0.52	-0078
13	CDRH62NP-680MC	680	68 μ H \pm 20%	1.21	0.49	-0081
14	CDRH62NP-820MC	820	82 μ H \pm 20%	1.42	0.41	-0082
15	CDRH62NP-101MC	101	100 μ H \pm 20%	1.50	0.39	-0083
16	CDRH62NP-121MC	121	120 μ H \pm 20%	2.10	0.30	-0084
17	CDRH62NP-151MC	151	150 μ H \pm 20%	2.33	0.28	-0085
18	CDRH62NP-181MC	181	180 μ H \pm 20%	3.20	0.25	-0086
19	CDRH62NP-221MC	221	220 μ H \pm 20%	3.69	0.23	-0087
20	CDRH62NP-271MC	271	270 μ H \pm 20%	4.89	0.20	-0088
21	CDRH62NP-331MC	331	330 μ H \pm 20%	5.42	0.18	-0089

SPECIFICATION

TYPE CDRH62

2-3. ELECTRICAL CHARACTERISTICS II (IN THE CASE OF BOX)

NO.	PART NO.	STAMP	INDUCTANCE [WITHIN] ※1	D. C. R. (Ω) [MAX.] (at 20°C)	RATED CURRENT (A) ※2	SUMIDA CODE
22	CDRH62NP-6R8NB	6R8	6.8 μ H \pm 25%	0.12	1.57	-0090
23	CDRH62NP-8R2NB	8R2	8.2 μ H \pm 25%	0.13	1.38	-0092
24	CDRH62NP-10 \emptyset MB	100	10 μ H \pm 20%	0.17	1.28	-0093
25	CDRH62NP-12 \emptyset MB	120	12 μ H \pm 20%	0.18	1.19	-0094
26	CDRH62NP-15 \emptyset MB	150	15 μ H \pm 20%	0.26	0.97	-0095
27	CDRH62NP-18 \emptyset MB	180	18 μ H \pm 20%	0.30	0.94	-0096
28	CDRH62NP-22 \emptyset MB	220	22 μ H \pm 20%	0.38	0.81	-0097
29	CDRH62NP-27 \emptyset MB	270	27 μ H \pm 20%	0.43	0.71	-0098
30	CDRH62NP-33 \emptyset MB	330	33 μ H \pm 20%	0.48	0.64	-0099
31	CDRH62NP-39 \emptyset MB	390	39 μ H \pm 20%	0.69	0.59	-0100
32	CDRH62NP-47 \emptyset MB	470	47 μ H \pm 20%	0.77	0.54	-0101
33	CDRH62NP-56 \emptyset MB	560	56 μ H \pm 20%	0.85	0.52	-0103
34	CDRH62NP-68 \emptyset MB	680	68 μ H \pm 20%	1.21	0.49	-0104
35	CDRH62NP-82 \emptyset MB	820	82 μ H \pm 20%	1.42	0.41	-0105
36	CDRH62NP-101MB	101	100 μ H \pm 20%	1.50	0.39	-0106
37	CDRH62NP-121MB	121	120 μ H \pm 20%	2.10	0.30	-0107
38	CDRH62NP-151MB	151	150 μ H \pm 20%	2.33	0.28	-0108
39	CDRH62NP-181MB	181	180 μ H \pm 20%	3.20	0.25	-0109
40	CDRH62NP-221MB	221	220 μ H \pm 20%	3.69	0.23	-0110
41	CDRH62NP-271MB	271	270 μ H \pm 20%	4.89	0.20	-0111
42	CDRH62NP-331MB	331	330 μ H \pm 20%	5.42	0.18	-0112

※1: MEASURED FREQUENCY

6.8 μ H \sim 8.2 μ H at 7.96MHz

10 μ H \sim 82 μ H at 2.52MHz

100 μ H \sim 330 μ H at 1 kHz

※2: THIS INDICATES THE VALUE OF CURRENT WHEN THE INDUCTANCE IS 70% MORE THAN IT'S NOMINAL VALUE AND TEMPERATURE RISING $\Delta t=40^{\circ}\text{C}$ LOWER AT D. C. SUPERPOSITION. ($T_a=20^{\circ}\text{C}$)

3. STORAGE TEMPERATURE RANGE : $-40^{\circ}\text{C} \sim +100^{\circ}\text{C}$

OPERATING TEMPERATURE RANGE: $-40^{\circ}\text{C} \sim +100^{\circ}\text{C}$ (INCLUDING SELF TEMPERATURE RISE)