



CONTACTOR, 90KW/400V/AC-3,
AC(40...60HZ)/DC OPERATION UC 23...26V AUXIL.
CONTACTS 2NO+2NC LATERAL,
PERMANENT. JOINTED 3-POLE,
SIZE S6 BAR CONNECTIONS CONVENT. OPERATING
MECHANISM FOR SUVA APPLICATIONS

General technical data:

product brand name		SIRIUS
Size of the contactor		S6
Protection class IP / on the front		IP00
Degree of pollution		3
Installation altitude / at a height over sea level / maximum	m	2,000
Ambient temperature / during operating	°C	-25 ... +60
Mechanical operating cycles as operating time		
<ul style="list-style-type: none"> • of the contactor / typical 		10,000,000
<ul style="list-style-type: none"> • of the contactor with added auxiliary switch block / typical 		10,000,000
<ul style="list-style-type: none"> • of the contactor with added electronics-compatible auxiliary switch block / typical 		5,000,000

Main circuit:

Number of NC contacts / for main contacts		0
Number of NO contacts / for main contacts		3
Operating current		
<ul style="list-style-type: none"> • at AC-1 / at 400 V <ul style="list-style-type: none"> • at 40 °C ambient temperature / rated value 	A	215
<ul style="list-style-type: none"> • at 60 °C ambient temperature / rated value 	A	185
<ul style="list-style-type: none"> • at AC-3 / at 400 V / rated value 	A	185

• at AC-4 / at 400 V / rated value	A	160
• with 1 current path / at DC-1		
• at 24 V / rated value	A	160
• at 110 V / rated value	A	18
• with 2 current paths in series / at DC-1		
• at 24 V / rated value	A	160
• at 110 V / rated value	A	160
• with 3 current paths in series / at DC-1		
• at 24 V / rated value	A	160
• at 110 V / rated value	A	160
• with 1 current path / at DC-3 / at DC-5		
• at 24 V / rated value	A	160
• at 110 V / rated value	A	2.5
• with 2 current paths in series / at DC-3 / at DC-5		
• at 24 V / rated value	A	160
• at 110 V / rated value	A	160
• with 3 current paths in series / at DC-3 / at DC-5		
• at 24 V / rated value	A	160
• at 110 V / rated value	A	160
Service power		
• at AC-2 / at 400 V / rated value	kW	104
• at AC-3 / at 400 V / rated value	kW	104
• at AC-4 / at 400 V / rated value	W	90,000
Active power loss / per conductor / typical	W	13

Control circuit:		
Design of the surge suppressor		with varistor
Type of voltage / of the controlled supply voltage		AC/DC
Control supply voltage / 1		
• for DC		
• initial rated value	V	23
• final rated value	V	26
• at 50 Hz / for AC		
• initial rated value	V	23
• final rated value	V	26
• at 60 Hz / for AC		
• initial rated value	V	23
• final rated value	V	26
Operating range factor control supply voltage rated value / of the magnet coil		

<ul style="list-style-type: none"> • at 50 Hz <ul style="list-style-type: none"> • for AC • at 60 Hz <ul style="list-style-type: none"> • for AC • for DC 		0.8 ... 1.1
		0.8 ... 1.1
		0.8 ... 1.1
Apparent pull-in power / of the solenoid / for AC	V·A	300
Apparent holding power / of the solenoid / for AC	V·A	5.8
Inductive power factor / with the pull-in power of the coil		0.9
Inductive power factor / with the pull-in power of the coil		0.8
Pull-in power / of the solenoid / for DC	W	360
Holding power / of the solenoid / for DC	W	5.2

Auxiliary circuit:

Contact reliability / of the auxiliary contacts		1 faulty switching per 100 million (17 V, 1 mA)
Number of NC contacts / for auxiliary contacts / instantaneous switching		2
Number of NO contacts / for auxiliary contacts / instantaneous switching		2
Operating current / of the auxiliary contacts		
<ul style="list-style-type: none"> • at AC-12 / maximum 	A	10
<ul style="list-style-type: none"> • at AC-15 <ul style="list-style-type: none"> • at 230 V • at 400 V 	A	6
	A	3
<ul style="list-style-type: none"> • at DC-12 <ul style="list-style-type: none"> • at 60 V • at 110 V • at 220 V 	A	6
	A	3
	A	1
<ul style="list-style-type: none"> • at DC-13 <ul style="list-style-type: none"> • at 24 V • at 60 V • at 110 V • at 220 V 	A	10
	A	2
	A	1
	A	0.3

Short-circuit:

Design of the fuse link		
<ul style="list-style-type: none"> • for short-circuit protection of the auxiliary switch / required 		fuse gL/gG: 10 A
<ul style="list-style-type: none"> • for short-circuit protection of the main circuit <ul style="list-style-type: none"> • with type of assignment 1 / required • at type of coordination 2 / required 		fuse gL/gG: 355 A
		fuse gL/gG: 315 A

Installation/mounting/dimensions:










Type of mounting		screw fixing
-------------------------	--	--------------

series installation		Yes
Width	mm	120
Height	mm	172
Depth	mm	180
Distance, to be maintained, to earthed part / sideways	mm	10

Connection type:

Design of the electrical connection <ul style="list-style-type: none"> • for main current circuit • for auxiliary and control current circuit 		screw-type terminals screw-type terminals
Type of the connectable conductor cross-section <ul style="list-style-type: none"> • for AWG conductors / for main contacts • for auxiliary contacts <ul style="list-style-type: none"> • finely stranded <ul style="list-style-type: none"> • with conductor end processing • for AWG conductors / for auxiliary contacts 		4 ... 250 kcmil 2x (0.5 ... 1.5 mm ²), 2x (0.75 ... 2.5 mm ²) 2x (20 ... 16), 2x (18 ... 14), 1x 12

Certificates/approvals:

General Product Approval				Functional Safety / Safety of Machinery	Declaration of Conformity
 CCC	 CSA	 GOST	 UL	Type Examination	 EG-Konf.
Test Certificates		Shipping Approval			
other	Special Test Certificate	 ABS	 DNV	 GL	
other					
Confirmation	other	 UL			

Further information:

Information- and Downloadcenter (Catalogs, Brochures,...)

<http://www.siemens.com/industrial-controls/catalogs>

Industry Mall (Online ordering system)

<http://www.siemens.com/industrial-controls/mall>

Cax online generator:

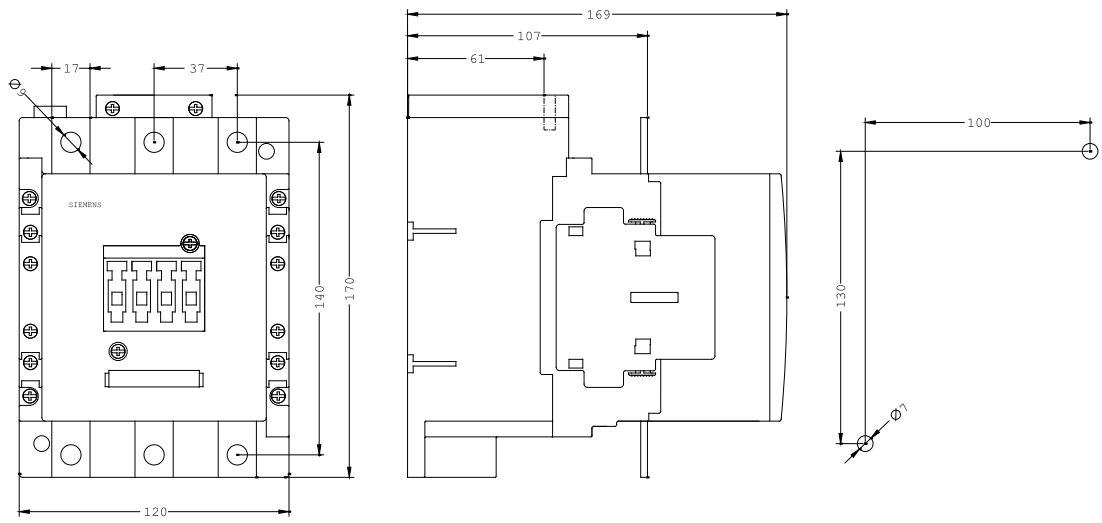
<http://www.siemens.com/cax>

Service&Support (Manuals, Certificates, Characteristics, FAQs,...)

<http://support.automation.siemens.com/WW/view/en/3RT1056-6AB36-3PA0/all>

Image database (product images, 2D dimension drawings, 3D models, device circuit diagrams, ...)

http://www.automation.siemens.com/bilddb/cax_en.aspx?mlfb=3RT1056-6AB36-3PA0



last change:

Jul 27, 2012