


AMPLIMITE PCB Connectors

HD-20 Front Metal-Shell Right-Angle Stacked, Series II with Boardlocks and Threaded Inserts

Housings: 94V-0 thermoplastic, black. Front Metal Shells and Brackets: Steel, tin plated. Contacts: Pins — Brass; Sockets — Phosphor bronze.

Stock No.	Mfr.'s Type	No. of Pos.	Description	EACH		
				1-99	100-499	500-999
512-0124	750593-4	18	Plug	8.52	7.67	6.95
512-0195	750585-4	18	Receptacle	8.52	7.67	6.39
512-0127	750597-4	25	Plug	12.31	11.08	9.23
512-0196	750589-4	25	Receptacle	12.08	10.87	9.06

AMPLIMITE III, HD-20 Front Metal-Shell Right Angle 0.318" PCB Footprint



Housing: Thermoplastic, 94V-0 rated, compatible with standard wave solder, vapor phase, and infra red reflow (SMT), black. Shell: Steel, tin plated. Contacts: Plugs — Brass; Receptacles — Phosphor bronze.

Plugs with Threaded Inserts

Stock No.	Mfr.'s Type	No. of Pos.	Plating Code*	EACH		
				1-99	100-499	500-999
512-0228	748879-2	9	B	.87	.78	.65

Plugs with Fixed Female Screwlocks

512-0231	748959-2	9	B	4.42	3.98	3.32
----------	----------	---	---	------	------	------

Receptacles with Threaded Inserts

512-0239	748875-2	9	B	2.17	1.95	1.63
512-0250	748877-2	25	B	2.76	2.49	2.07

Receptacles with Fixed Female Screwlocks

512-0237	748955-1	9	A	2.58	2.32	1.93
512-0245	748956-1	15	A	1.80	1.62	1.35

\*Plating Code: A — Duplex plated .00003" min. gold on the mating end, tin-lead on solder end, all over nickel underplating; B — Duplex plated gold flash on the mating end, tin-lead on solder end, all over nickel underplating.

HD-22 Front Metal-Shell Straight Posted with 4-40 Threaded Inserts

Shell: Steel, tin-plated. Insert: Thermoplastic, 94V-0, black. Contacts: Pins — Brass; Sockets — Phosphor Bronze, all plated.

Stock No.	Mfr.'s Type	No. of Pos.	Description	EACH		
				1-99	100-499	500-999
512-0299	749798-1	9	Plug	8.70	7.83	6.53
512-0301	747786-6*	37	Receptacle	30.28	27.25	22.71

\*0.125" post length for PCB 0.062-0.093" max.

Unshielded Cable Clamps with Slide-On Back Covers

Material and Finish: Black thermoplastic. Each kit includes two identical cover halves which snap together over the connector.

Stock No.	Mfr.'s Type	No. of Pos.	EACH		
			1-99	100-499	500-999
512-8917	745530-1	9	1.16	1.05	.87
512-0359	745530-2	15	4.14	3.72	3.10
512-0361	745530-3	25	4.20	3.78	3.15

HD-20 Solder Cup Shielding Hardware Enclosure Kits

Connector Shell: Steel, tin plated. Connector Insert: 94V-0 rated thermoplastic, black. Shields: Steel, tin plated. Contacts: Phosphor bronze, duplex plated with gold flash on mating end, tin-lead on solder cup, with entire contact nickel underplated.

Stock No.	Mfr.'s Type	No. of Pos.	EACH		
			1-99	100-499	500-999
512-0309	748046-1	9	6.48	5.83	4.86
512-0313	748048-1	15	7.21	6.49	5.41
512-0319	748050-1	25	8.18	7.36	6.14

Receptacles

512-0311	748047-1	9	7.00	6.30	5.25
512-0317	748049-1	15	7.87	7.08	5.90
512-0320	748051-1	25	8.95	8.06	6.71

AMPLIMITE 0.050 Series Panel Connectors



AMPLIMITE 0.050 Series III, Cable Plug Connectors, Shielded and Unshielded Assembled Covers

Housing and Covers: Thermoplastic, 94V-0, black. Shell: Steel, plated tin-nickel alloy over nickel over copper (shielded only). Contacts: Phosphor bronze, plated gold on mating end, tin-lead on termination end, all nickel underplated. Shielded connectors require backshell kits (shown below) for complete assembly.

Stock No.	Mfr.'s Type	No. of Pos.	Description	EACH		
				1-99	100-499	500-999
512-0382	749111-4	50	Shielded	4.83	4.40	4.03
512-0393	749925-3	50	Unshielded	5.87	5.10	4.25
512-0385	749111-6	68	Shielded	7.50	6.75	5.63
512-0395	749925-5	68	Unshielded	1.48	1.33	1.11
512-0387	749111-7	80	Shielded	16.82	15.14	12.61
512-0390	749111-8	100	Shielded	20.72	18.65	15.54

AMPLIMITE 0.050 Series III, Backshell Kits

Backshell Kits with Jackscrews

Jackscrews: Steel, plated black zinc. 2-56 Screws: Stainless steel. Backshell: Zinc, plated nickel over copper. Strain Relief Staple: Steel, plated tin-over nickel.

Stock No.	Mfr.'s Type	No. of Pos.	Style	EACH		
				1-99	100-499	500-999
512-0414	749080-1	50	—	10.63	9.57	7.97
512-0418	749081-1	100	—	17.23	15.50	12.92
512-0441	749854-1*	100	—	17.23	15.50	12.92

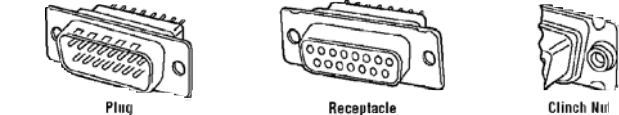
\*749854-1 slightly larger than 749081-1.

Backshell Kits with Spring Latches

Spring Latches: Stainless steel. 2-56 Screws: Stainless steel. Backshell: Zinc, plated nickel over copper. Strain Relief Staple: Steel, plated tin-over nickel.

512-0445	749889-3	50	Straight Style B	5.64	5.08	4.23
512-0447	749196-2	80	Straight Style A	10.25	9.22	7.68
512-0448	749197-1	100	Straight Style A	15.08	13.87	11.56

HD-20 Full Metal-Shell Straight Posted Connectors




- All Plugs and Receptacles Are Preloaded with Size 20DF Posted Contacts
- Mates with HD-20 Metal-Shell IDC Connectors; HDF-20 Low Profile Metal-Shell Connectors; HD-20 Crimp Snap-in Contact Connectors

Shell: Steel, tin-plated. Insert: Thermoplastic 94V-0, black. Contacts: Pins — Brass; Sockets — Phosphor bronze, all plated.

Stock No.	Mfr.'s Type	No. of Pos.	Plating Code*	Description	Type	EACH		
						1-99	100-499	500-999
512-2489	745410-1	9	A	Plug	With grounding indents	4.07	3.66	3.05
512-2491	745183-1	9	A	Receptacle	With mounting holes	5.30	4.77	3.98
512-2493	747190-2	9	A	Receptacle	With clinch nuts	5.24	4.71	3.93
512-2495	745183-2	9	B	Receptacle	With mounting holes	5.05	4.55	3.79
512-2497	747190-1	9	B	Receptacle	With clinch nuts	7.19	6.47	5.39
512-2499	745410-7	9	A	Plug	With grounding indents	5.19	4.67	3.89
512-0604	745183-7	9	A	Receptacle	With mounting holes	5.30	4.77	3.98
512-2500	745411-1	15	A	Plug	With grounding indents	6.41	5.77	4.81
512-2506	745185-1	15	A	Receptacle	With mounting holes	6.64	5.98	4.98
512-2512	745820-1	15	A	Receptacle	With clinch nuts	8.73	7.85	6.54
512-2518	745820-2	15	B	Receptacle	With clinch nuts	8.32	7.49	6.24
512-2522	745185-7	15	A	Receptacle	With mounting holes	4.68	4.25	3.90
512-2523	745412-1	25	A	Plug	With grounding indents	8.45	7.61	6.34
512-2527	745187-1	25	A	Receptacle	With mounting holes	6.32	5.69	4.74
512-2529	745886-1	25	A	Receptacle	With clinch nuts	7.28	6.55	5.46
512-2530	745886-2	25	B	Receptacle	With clinch nuts	10.22	9.20	7.67
512-2531	745412-7	25	A	Plug	With grounding indents	8.45	7.61	6.34
512-2533	745187-7	25	A	Receptacle	With mounting holes	8.82	7.94	6.61
512-2535	745187-8	25	B	Receptacle	With mounting holes	8.09	7.28	6.07
512-2537	745189-1	37	A	Receptacle	With mounting holes	12.87	11.59	9.66
512-2539	745189-7	37	A	Receptacle	With mounting holes	13.99	12.59	10.49
512-2541	745414-1	50	A	Plug	With grounding indents	16.52	14.87	12.39
512-2543	745191-1	50	A	Receptacle	With mounting holes	16.41	14.77	12.31
512-1950	747302-1	50	A	Receptacle	With clinch nuts	16.85	15.32	14.04

\*Plating Code: A — 0.000030" (0.00076 mm) min. gold on mating end, tin-lead on termination end, all over 0.000050" (0.00127 mm) min. nickel underplating; B — 0.000030" (0.00076 mm) min. gold flash on mating end, tin-lead on termination end, all over 0.000050" (0.00127 mm) min. nickel underplating.

HD-20 Front Metal Shell Straight Posted Connector with ACTION PIN Contacts



Housings: 94V-0 thermoplastic, black. Threaded Inserts: Brass unplated. Female Screwlocks: Zinc. ACTION PIN Contacts: Copper alloy.

Stock No.	Mfr.'s Type	No. of Pos.	Plating Code*	Description	Type	EACH		
						1-99	100-499	500-999
512-2463	786830-1	9	A	Plug	Threaded Inserts	9.84	8.85	7.38
512-2465	787176-1	9	A	Plug	Fixed Female Screwlocks	10.38	9.34	7.79
512-0199	747099-2	9	A	Receptacle	Threaded Inserts	5.35	3.85	2.92
512-2467	747089-2	9	A	Receptacle	Standard Mounting Holes	8.73	7.85	6.54
512-2469	787177-1	15	A	Plug	Fixed Female Screwlocks	12.74	11.46	9.55
512-2471	747140-2	15	A	Receptacle	Standard Mounting Holes	9.97	8.98	7.48
512-2473	748146-4	25	A	Plug	Threaded Inserts	12.97	11.67	9.72
512-2475	748146-6	25	A	Plug	Fixed Female Screwlocks	11.65	10.49	8.74
512-2477	745922-2	25	A	Receptacle	Standard Mounting Holes	10.29	9.26	7.72
512-2479	745928-1	25	B	Receptacle	Fixed Female Screwlocks	10.36	9.32	7.77
512-2481	786534-1	37	A	Plug	Threaded Inserts	17.23	15.50	12.92
512-2483	747714-2	37	A	Receptacle	Threaded Inserts	10.68	9.51	8.01
512-2485	747715-2	37	A	Receptacle	Fixed Female Screwlocks	10.49	9.45	7.87
512-0213	747144-2	50	A	Receptacle	Threaded Inserts	16.16	11.96	9.12
512-2487	747143-2	50	A	Receptacle	Standard Mounting Holes	17.63	15.87	13.23

\*Plating Code: A — 0.000030" (0.00076 mm) gold on mating end, tin-lead on ACTION PIN post surface, with entire contact 0.000050" (0.00127 mm) min. nickel underplated; B — Gold flash on mating end, tin-lead on ACTION PIN post surface, with entire contact 0.000050" (0.00127 mm) min. nickel underplated.