samtec

SEARRAY™



SEAF–20–01–L–04–2–RA–GP–TR



SEAF–20–01–L–06–2–RA–GP–TR

(1.27 mm) .050"

SEAF-RA SERIES

HI-DENSITY RIGHT-ANGLE OPEN-PIN-FIELD

SPECIFICATIONS

For complete specifications and recommended PCB layouts see www.samtec.com?SEAF-RA

Insulator Material:
Black LCP
Contact Material:
Copper Alloy
Current Rating:
1.9 A per pin
(10 pins powered)
Operating Temp Range:
-55 °C to +125 °C
Plating:
Au or Sn over
50 µ" (1.27 µm) Ni
Working Voltage:
280 VAC
Mated Cycles:
100
RoHS Compliant:
Yes
Lead-Free Solderable:
Yes

Board Mates:
SEAM, SEAMP

Cable Mates:
SEAC

OTHER SOLUTIONS

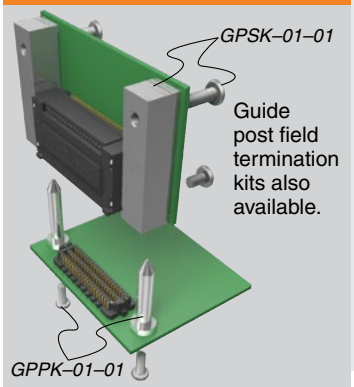

HIGH-SPEED CHANNEL PERFORMANCE

SEAF-RA/SEAM-RA

Rating based on Samtec reference channel. For full SI performance data visit Samtec.com or contact SIG@samtec.com

25 Gbps

RECOGNITIONS

For complete scope of recognitions see www.samtec.com/quality

FILE NO. E111594

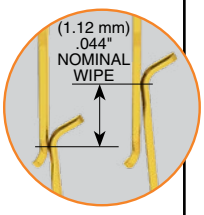

SEAF	–	NO. PINS PER ROW	–	01	–	PLATING OPTION	–	NO. OF ROWS	–	SOLDER TYPE	–	RA	–	OPTION	–	"X"R
		–20, –30, –40, –50				–L = 10 µ" (0.25 µm) Gold on contact area, Matte Tin on solder tail –S = 30 µ" (0.76 µm) Gold on contact area, Matte Tin on solder tail		–04 = Four Rows –06 = Six Rows –08* = Eight Rows –10* = Ten Rows		–1 = Tin/Lead Alloy Solder Charge –2 = Lead-Free Solder Charge				–GP = Guide Post Hole –LP = Latch Post –06 row –30 positions only) (Mates to SEAC Series) –K = Polyimide film Pick & Place Pad		–TR = Standard Tape & Reel –FR = Full Reel Tape & Reel (must order maximum quantity per reel; contact Samtec for quantity breaks)

NO. OF ROWS	A	B	C
–04	(13.26) .522	(13.77) .542	(7.91) .311
–06	(15.80) .622	(16.31) .642	(10.45) .411
–08	(18.34) .722	(18.85) .742	(12.99) .511
–10	(20.88) .822	(21.39) .842	(15.53) .611

***Note:**
Fixturing required to process eight and ten row options, see www.samtec.com/searayfixture

ALSO AVAILABLE
(MOQ Required)

- Other platings

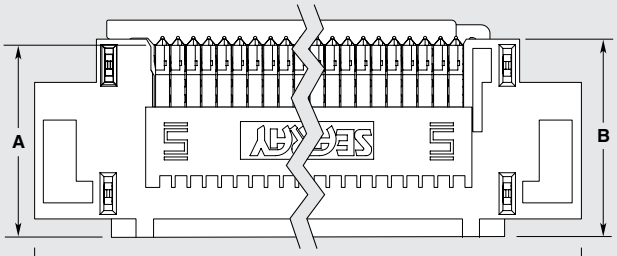

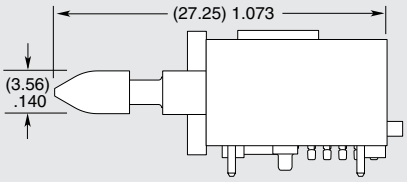

–LP (6 ROW) SHOWN

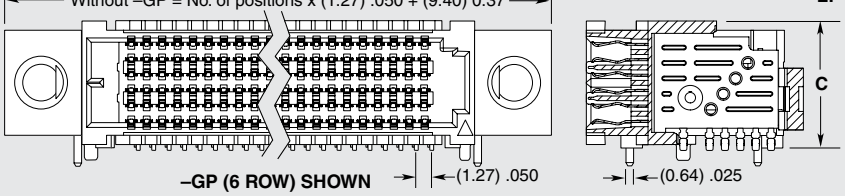

–GP (6 ROW) SHOWN

Note:
Some sizes, styles and options are non-standard, non-returnable.

Due to technical progress, all designs, specifications and components are subject to change without notice.

WWW.SAMTEC.COM

All parts within this catalog are built to Samtec's specifications.
Customer specific requirements must be approved by Samtec and identified in a Samtec customer-specific drawing to apply.