

Power connectors - SACC-M12FR-4CON-PG11-M PWR - 1408991

Please be informed that the data shown in this PDF Document is generated from our Online Catalog. Please find the complete data in the user's documentation. Our General Terms of Use for Downloads are valid (<http://phoenixcontact.com/download>)




Power connectors, 4-position, Socket angled M12, A-coded, Screw connection, knurl material: Zinc die-cast, nickel-plated, cable gland Pg11, external cable diameter 8 mm ... 10 mm

Why buy this product

- ✓ Safe use in the field, thanks to a high degree of protection
- ✓ Flexible: connectors for on-site assembly
- ✓ Screw connection: proven connection technology for a large selection of different conductors

RoHS

Key Commercial Data

| | |
|--------------|---|
| Packing unit | 1 STK |
| GTIN |  4 046356 885119 |
| GTIN | 4046356885119 |

Technical data

Dimensions

| | |
|---|----------------|
| Diameter housing | 20.2 mm |
| Length | 39 mm |
| External cable diameter | 8 mm ... 10 mm |
| Stripping length of the sheath | 20 mm |
| Stripping length of the individual wire | 5 mm |

Ambient conditions

| | |
|---------------------------------|----------------------------------|
| Ambient temperature (operation) | -40 °C ... 85 °C (Plug / socket) |
| Degree of protection | IP67 |

General

| | |
|------|---|
| Note | Strip 22 mm off the cable sheath, strip 7 mm off the conductor insulation, crimp the ferrule, then shorten this to 5 mm. Length of conductor with shortened ferrule: 20 mm. Connect conductors and tighten the mounting screws with 0.2 Nm. |
|------|---|

Power connectors - SACC-M12FR-4CON-PG11-M PWR - 1408991

Technical data

General

| | |
|-----------------------------|---|
| Rated current at 40°C | 8 A (when using 1.5 mm² conductors) |
| Rated voltage | 250 V |
| Number of positions | 4 |
| Insulation resistance | > 10 GΩ |
| Coding | A - standard |
| Standards/regulations | M12 connector IEC 61076-2-101 |
| Status display | No |
| Overvoltage category | II |
| Degree of pollution | 3 |
| Connection method | Screw connection |
| Conductor cross section | 0.75 mm² ... 1.5 mm² (without ferrule) |
| | 0.75 mm² ... 1.5 mm² (with ferrule) |
| | 0.75 mm² ... 1.5 mm² (solid) |
| Conductor cross section AWG | 18 ... 16 (without ferrule) |
| | 16 ... 18 (with ferrule) |
| Insertion/withdrawal cycles | > 100 |
| Torque | 0.4 Nm (M12 knurl) |
| | 1.5 Nm ... 2 Nm (Pressure screw with sleeve housing) |
| | 0.4 Nm (Screw plug insert with sleeve housing as far it will go) |
| | 0.2 Nm (Screw terminal blocks) |
| Assembly instructions | The wires can be connected both with ferrules and without ferrules |
| | The connector pin assignment can be rotated 90° to the cable outlet |

Material

| | |
|--|------------------------------|
| Flammability rating according to UL 94 | V0 |
| Contact material | CuZn |
| Contact surface material | Ni/Au |
| Contact carrier material | PA |
| Material of grip body | PA |
| Material, knurls | Zinc die-cast, nickel-plated |
| Sealing material | Viton (M12 socket) |
| | NBR (Cable clamping) |

Standards and Regulations

| | |
|--|-----------------|
| Standard designation | M12 connector |
| Standards/regulations | IEC 61076-2-101 |
| Flammability rating according to UL 94 | V0 |

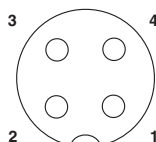
Environmental Product Compliance

| | |
|------------|---|
| China RoHS | Environmentally Friendly Use Period = 50 |
| | For details about hazardous substances go to tab "Downloads", Category "Manufacturer's declaration" |

Power connectors - SACC-M12FR-4CON-PG11-M PWR - 1408991

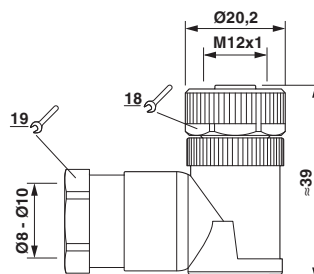
Drawings

Schematic diagram



Pin assignment M12 socket, 4-pos., A-coded, view female side

Dimensional drawing



M12 x 1 socket, straight

Approvals


Approvals


Approvals

UL Recognized / cUL Recognized / cULus Recognized

Ex Approvals

Approval details

| | | | |
|--------------------------------|---|---|---------------|
| UL Recognized |  | http://database.ul.com/cgi-bin/XYV/template/LISEXT/1FRAME/index.htm | FILE E 221474 |
| Nominal current I _N | | 4 A | |
| Nominal voltage U _N | | 250 V | |

| | | | |
|--------------------------------|---|---|---------------|
| cUL Recognized |  | http://database.ul.com/cgi-bin/XYV/template/LISEXT/1FRAME/index.htm | FILE E 221474 |
| Nominal current I _N | | 4 A | |
| Nominal voltage U _N | | 250 V | |

| | | |
|------------------|---|---|
| cULus Recognized |  | http://database.ul.com/cgi-bin/XYV/template/LISEXT/1FRAME/index.htm |
|------------------|---|---|

Phoenix Contact 2018 © - all rights reserved
<http://www.phoenixcontact.com>

PHOENIX CONTACT GmbH & Co. KG
Flachsmarktstr. 8
32825 Blomberg
Germany
Tel. +49 5235 300
Fax +49 5235 3 41200
<http://www.phoenixcontact.com>