

KDS Series Intrusion Switches



Features/Benefits

- Slot mount into chassis to reduce installation cost
- Wire harness length & connector easily customized
- Available in N.O. or N.C. configuration
- RoHS compliant

Typical Applications

- Intrusion/Alarm switch in network desktop PC
- Intrusion/Alarm switch in telecommunication equipment
- Intrusion/Alarm switch in cellular base station

Specifications

CONTACT RATING: 0.4 VA max. @ 20 V AC or DC.

MECHANICAL & ELECTRICAL LIFE: 10,000 actuations min. at full load.

CONTACT RESISTANCE: 200 m Ω max. initial @ 2-4 V DC, 100mA.

INSULATION RESISTANCE: $10^9 \Omega$ min.

OPERATING TEMPERATURE: -40°C to +85°C

TRAVEL: Pretravel: 0.050 max. Overtravel: 0.375 \pm .025"

DIELECTRIC STRENGTH: 500 Vrms min. @ sea level.

PACKAGING: Bulk packaging.

Materials

HOUSING: Nylon 6/6 (UL 94V-0)

ACTUATOR: Nylon 6/6 (UL 94V-0)

MOVABLE CONTACT: Copper alloy, gold plate over nickel plate.

FIXED CONTACT: Brass, gold plate over nickel plate.

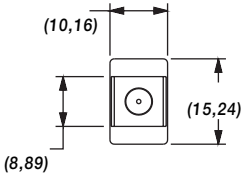
WIRE: UL 1061-24 AWG.

NOTE: Specifications and materials listed above are for switches with standard options. For information on specific and custom switches, consult Customer Service Center.

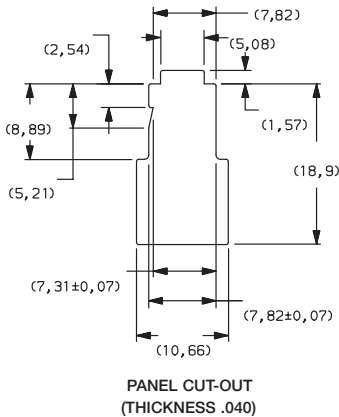
How To Order

Complete part numbers for KDS Series Switches are shown below.

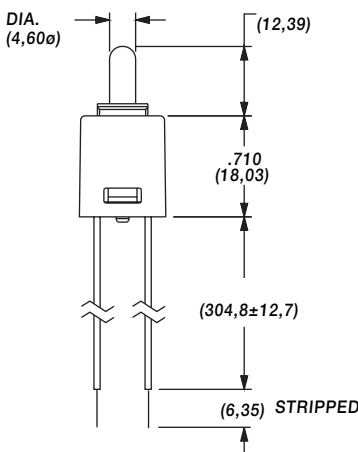
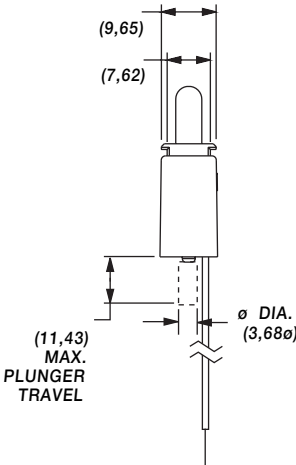
PART NUMBER	SWITCH FUNCTION		SCHEMATIC
	POS. 1	POS. 2	
KDS11	OFF	MOM.	SPST N.O.
KDS33	ON	OFF	SPST N.C.



KDS33



PANEL CUT-OUT
(THICKNESS .040)



Third Angle
Projection

Dimensions are shown: mm
Specifications and dimensions subject to change



Detect

Mouser Electronics

Authorized Distributor

Click to View Pricing, Inventory, Delivery & Lifecycle Information:

C&K Components:

[KDS33](#) [KDS11](#)