


Manual Switches
Power Duty Rocker

AML34/36 Series

INCANDESCENT, NEON, OR NON-LIGHTED DISPLAY



Rocker operators ordered separately.

Electrical Data	page 19
Rockers	page 51
Lamps	page 58
Mounting Dimensions	page 60

FEATURES

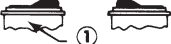
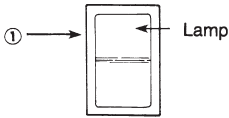
- Same circuitry, and electrical rating as power duty paddle switches.
- Neon lamp circuitry can be isolated or integral on 2-pole switches; isolated-only on 1-pole switches (see schematics).
- UL recognized, CSA certified.
- AML34 lamp circuit independent of switch circuit.



AML34 Series: 2-pole only.
AML36 Series: 1-pole and 2-pole.

AML34 ORDER GUIDE


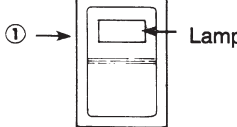
AML34 accepts one incandescent lamp which can be furnished installed or ordered separately.

AML34 E	B	A	4	AA	01
Housing Type	Bezel Color	Incandescent Lamp Type	Terminal Type	Circuitry Codes	Operating Action
AML34 E Rectangular Non. Illum.	B Black	A No Lamp Installed	4 .187 × .020 (Solder or Quick-Connect)	Silver Contacts: AA 1-Pole (One Form A Single-Throw)	
AML34 F Rectangular 1 Lamp Ckt.		B 6 V Lamp*		AC 2-Pole (Two Form A)	01 Maint. ON Maint. OFF
		C 14 V Lamp*			
		E 28 V Lamp*			

* Lamps will be installed per each lamp circuit specified in the Housing Type.

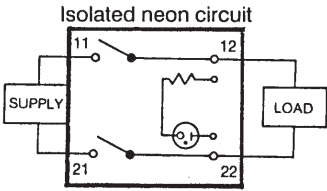
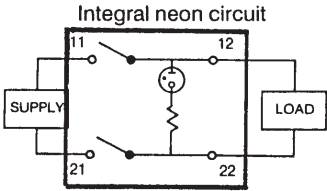
AML36 ORDER GUIDE

AML36 has neon lamp wired to 125 or 250 VAC resistor.

AML36 F	B	B	4	AA	01
Housing Type	Bezel Color	Neon Lamp Voltage	Terminal Type/ Lamp Circuit	Circuitry Codes	Operating Action
AML36 F Rectangular 1 Neon Lamp	B Black	Red B 125 VAC	4 .187 × .020 (Solder or Quick-Connect) With Isolated Lamp Circuit	Silver Contacts: AA (One Form A Single-Throw) Not available with terminal type 7	
		C 250 VAC	7 .187 × .020 (Solder or Quick-Connect) With Integral Lamp Circuit	AC 2-Pole (Two Form A)	01 Maint. ON Maint. OFF
		Green M 125 VAC			
		P 250 VAC			

① The “MICRO SWITCH” identification is shown on this side of the switch housing.

Example: **AML36FBB4AA01**
Rectangular rocker switch housing; black bezel; 125 VAC neon lamp; .187 × .020 terminals with isolated lamp circuit; 1-Pole Form A single-throw; with circuit ON in one extreme position and OFF in the other.



Manuals