

(1.27 mm) .050"

SFSS, SFSST SERIES

TIGER EYE™ DISCRETE CABLE ASSEMBLY

SPECIFICATIONS

For complete specifications see www.samtec.com?SFSS or www.samtec.com?SFSST

Insulator Material:

Black LCP

Contact Material:

BeCu

Plating:

Au over 50µ" (1.27 µm) Ni

Operating Temp Range:

-10°C to +80°C (PVC)

-40°C to +125°C (*Teflon®)

Voltage Rating:

275 VAC (PVC)

235 VAC (*Teflon®)

Wire:

28 or 30 AWG

RoHS Compliant:

Yes

*DuPont™ Teflon® is a registered trademark of the E.I. du Pont de Nemours and Company or its affiliates.

Mates with:

TFM, TFC

(-SR & -DR requires


-WT option)

-SR/-DR APPLICATIONS

When Mated to TFM-WT

Terminal/Housing Retention	
Min	(22.25 N) 5.0 lb
Max	(26.52 N) 5.96 lb
Avg	(24.34 N) 5.47 lb

Wire/Crimp Retention	
Min	(20.47 N) 4.6 lb
Max	(36.49 N) 8.2 lb
Avg	(29.95 N) 6.73 lb



28 or 30 AWG

Single or Double Ended

RUGGEDIZED
BY SAMTEC

• Retention latch option

RECOGNITIONS

For complete scope of recognitions see www.samtec.com/quality



FILE NO. E111594

APPLICATION

-28C CABLE COLOR CODING	
PIN	COLOR
1	BROWN
2	RED
3	ORANGE
4	YELLOW
5	GREEN
6	VIOLET
7	GRAY
8	WHITE
9	BLACK
10	BLUE
ETC	REPEAT

TYPE STRIP

SFSS
= Single Row PVC Cable

SFSST
= Single Row *Teflon® Cable

POSITIONS PER ROW

-03, -04,
-05, -07,
-10, -15,
-20, -25,
-40, -50
(Standard sizes)

WIRE GAUGE

-30
= 30 AWG

-28
= 28 AWG

-28C
= Color Coded Cable (SFSS only)

PLATING OPTION

-G
= 10µ" (0.25 µm) Gold on contact, Gold Flash on balance

ASSEMBLED LENGTH

"XX.XX"
= Assembled Length in Inches (76.20 mm) 03.00" min. for -S end option (82.60 mm) 03.25" min. for -D end option

END OPTION

-S
= Single Ended

-D
= Double Ended

-SR
= Single Ended Retention Latch (TFM -WT option required for mating)

-DR
= Double Ended Retention Latch (TFM -WT option required for mating)

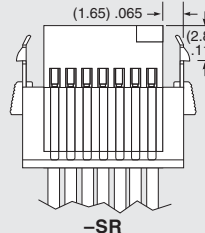
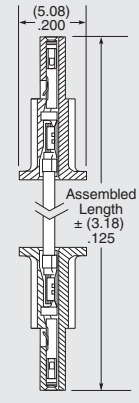
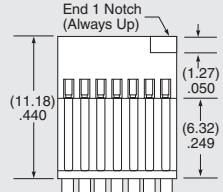
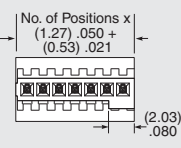
END 2 OPTION

Requires -D or -DR (End 1 Notch Up)

-NUS
= Notch up, straight (Pin 1 to Pin N)

-NDS
= Notch down, straight (Pin 1 to Pin 1)

Note: Teflon® cable is intended for crimp only. Contact Samtec for solderable cable applicators.



ALSO AVAILABLE (MOQ Required)

- Other sizes
 - Locking feature for mating to the TFML Series
 - Color coded cable (*Teflon® N/A)
 - Other plating options
- Contact Samtec.

Notes: For wiring option and pin position location information, refer to drawings on web.

Some lengths, styles and options are non-standard, non-returnable.