THIS DRAWING IS UNPUBLISHED. RELEASED FOR PUBLICATION 20
© COPYRIGHT 20 BY TYCO ELECTRONICS CORPORATION. ALL RIGHTS RESERVED.

LOC	DIST
HM	00

REVISIONS

P	LTR	DESCRIPTION	DATE	DWN	APVD
	E	REV-EC 0B60-0066-04	27JUL04	LH	MD
	F	REV; EC 0B60-0118-04	28DEC2004	GG	MD

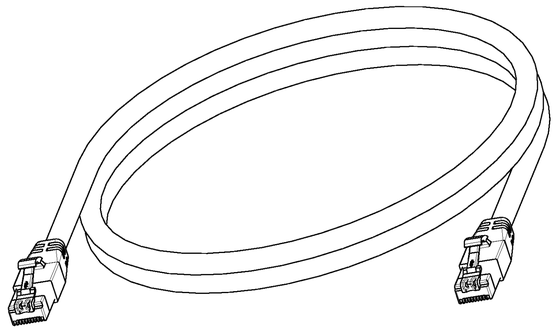

1. CABLE ASSEMBLY SHALL BE WIRED PER WIRING DIAGRAM.
2. FINAL ASSEMBLY SHALL BE 568B COMPLIANT.
3. PROBE PINS ARE CONNECTED BY 9TH WIRE IN CABLE.
4. DIMENSIONS ARE MAXIMUM.
5. CABLE OUTSIDE DIAMETER IS 6.7 MM NOMINAL AND FOR REFERENCE ONLY.
6. PROTECTIVE CAPS TO BE REMOVED PRIOR TO MATING WITH MODULAR JACK, SHIPPED WITH CAPS INSTALLED.

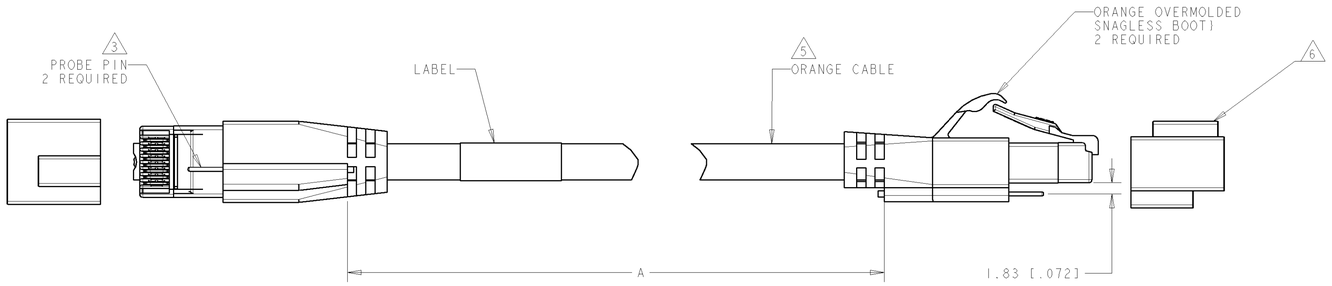

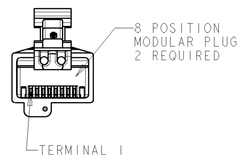

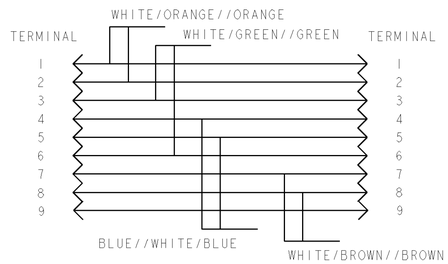

1 WIRING DIAGRAM
568B

35	10818.0 [426.00]	3-1435918-5
30	9294.0 [366.00]	3-1435918-0
25	7874.0 [310.00]	2-1435918-5
16	5130.8 [202.00]	1-1435918-6
14	4521.2 [178.00]	1-1435918-4
10	3251.2 [128.00]	1-1435918-0
9	2895.6 [114.00]	1435918-9
7	2286.0 [90.00]	1435918-7
5	1676.4 [66.00]	1435918-5
4	1371.6 [54.00]	1435918-4
3	1066.8 [42.00]	1435918-3
2	762.0 [30.00]	1435918-2
FEET, REF	A 4	PART NO.

THIS DRAWING IS A CONTROLLED DOCUMENT FOR TYCO ELECTRONICS CORPORATION. IT IS SUBJECT TO CHANGE AND THE CONTROLLING ENGINEERING ORGANIZATION SHOULD BE CONTACTED FOR THE LATEST REVISION.

DIMENSIONS: MM [INCH]

TOLERANCES UNLESS OTHERWISE SPECIFIED:
0 PLC ±-
1 PLC ±-
2 PLC ±-
3 PLC ±-
4 PLC ±-
ANGLES ±-
4

MATERIAL - -
FINISH - -

DWN L. HALL 09FEB04
CHK M. DELPHIAS 11FEB04
APVD M. DELPHIAS 11FEB04

tyco Electronics
Tyco Electronics
Harrisburg, Pa., 17105-3608

NAME PATCH CORD, AMPTRAC CATEGORY 6, NON-PLENUM, ORANGE W/ORG BOOTS
-

PRODUCT SPEC -
APPLICATION SPEC -
WEIGHT -

SIZE	CAGE CODE	DRAWING NO	RESTRICTED TO
A1	00779	C-1435918	-

CUSTOMER DRAWING
SCALE NTS SHEET 1 OF 1 REV F

AMP 4805 REV 31MAR2000
Pro/ENGINEER DRAWING