
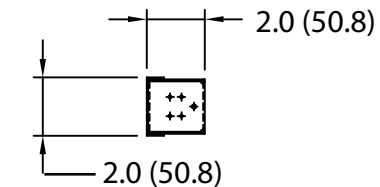
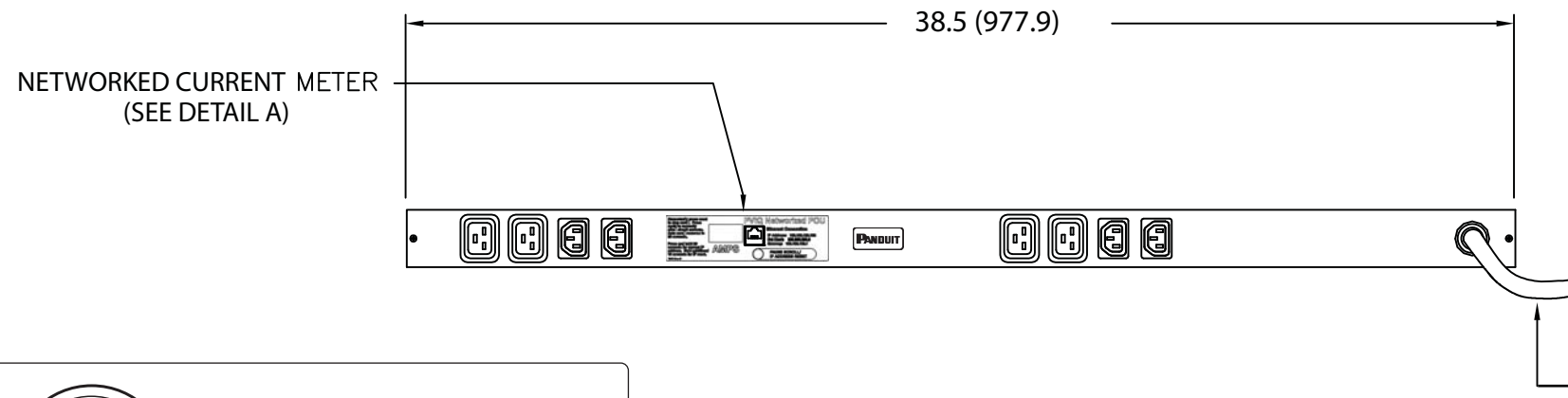
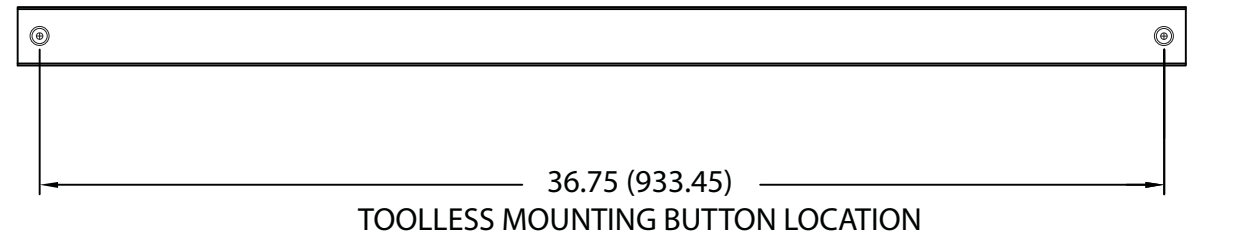


NOTES:
1. IDENTIFICATION: VERTICAL, MIXED (4) C-13 & (4) C-19 NETWORKED
230V / 16A / SINGLE-PHASE POU

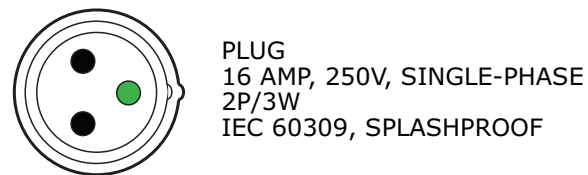


DETAIL A
(SCALE 4X)

2. ACCESSORY COMPONENTS:
 - (4) #10-32 x 1/2" MOUNTING SCREWS
 - (4) #12-24 x 1/2" MOUNTING SCREWS
 - (2) #10-32 LOCKING COLLAR SCREWS
 - (2) L-BRACKETS
3. DIMENSIONS IN PARENTHESES ARE METRIC (mm).
4. CURRENT METER - RED, 4-DIGIT LED DISPLAY PROVIDES TRUE RMS CURRENT THAT CONTINUOUSLY SCROLLS THROUGH THE THREE DIFFERENT MEASURED CIRCUITS. METER DISPLAYS CIRCUIT NAME FOLLOWED BY THE MEASURED CURRENT (E.G. CR-1 REPRESENTS PHASE 1). AGGREGATE CURRENT MONITORING CAN ALSO BE ACCESSED REMOTELY VIA ETHERNET CONNECTION.
5. UL® & c-UL® LISTED 60950.
6. RoHS COMPLIANT.
7. VISIT OUR ON-LINE CATALOG AT WWW.PANDUIT.COM FOR A CURRENT LIST OF PRODUCTS APPLICABLE FOR USE WITH THIS PART.
8. MAXIMUM AVAILABLE POWER = 3.7 KW



— 3 METER INLET POWER CORD



FOUR (4)
RECEPTACLES
15 AMP, 250V
STRAIGHT BLADE
IEC 60320/C13

FOUR (4)
RECEPTACLES
20 AMP, 250V
STRAIGHT BLADE
IEC 60320/C19

00A	11-24-10	MAV	KRRE	RELEASED TO PRODUCTION	09V098UI				
REV	DATE	BY	CHK	DESCRIPTION	ECN - R	CUST	SUP	OTH	

MODEL FILENAME		09V098UI/00.PRT	
CAD FILENAME/LAYERS		09V098UI_DC/00A.PRT	
PANDUIT CORP TINLEY PARK, ILLINOIS			
VERTICAL, MIXED (4) C-13 & (4) C-19 NETWORKED POWER OUTLET UNIT (QZ1D2A0BA08W1) CUSTOMER DRAWING			
UNLESS OTHERWISE SPECIFIED, DIMENSIONAL TOLERANCES ARE:		UNLESS OTHERWISE SPECIFIED,	
INCHES		ALL DIMENSIONS ARE GIVEN IN	
X.X +/- 0.03		INCHES, THIRD ANGLE PROJECTION	
X.XX +/- 0.015			
X.XXX +/- 0.005			
[METRIC - MILLIMETER]			
X. +/- 0.8			
X.X +/- 0.4			
X.XX +/- 0.13			
ANGLE			
+/- 1°			
DRAWN BY		SCALE	
MAV		NONE	
DATE		DRAWING NO.	
11-24-10		09V098UI	
CHK'D		DWG	
KRKE		B	
		SIZE	