THIS DRAWING IS UNPUBLISHED. RELEASED FOR PUBLICATION 20
© COPYRIGHT 20 BY TYCO ELECTRONICS CORPORATION, ALL RIGHTS RESERVED.

LOC	DIST
HM	00

REVISIONS

P	LTR	DESCRIPTION	DATE	DWN	APVD
	G	REDWN, REV; EC 0B40-0298-02	06JAN03	GG	SH
	H	REV; EC 0B40-0038-03	13FEB03	GG	SH
	J	REV ECO-10-003221	17MAY2010	LH	SH

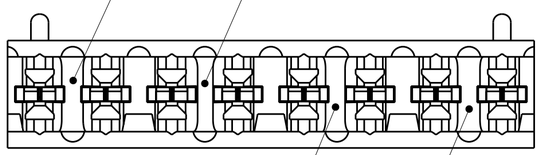

1. MATERIAL: HOUSING - POLYCARBONATE MOLDING COMPOUND, IVORY.
TERMINALS - PHOSPHOR BRONZE PLATED WITH 3.81um [.000150] MINIMUM THICK NICKEL UNDERPLATE.

2. ALL DIMENSIONS SHOWN ARE NOMINAL UNLESS OTHERWISE SPECIFIED.

3. SEE RESTRICTED CUSTOMER DRAWING 2-558401-1.

4. SEE RESTRICTED CUSTOMER DRAWING 3-558401-1.

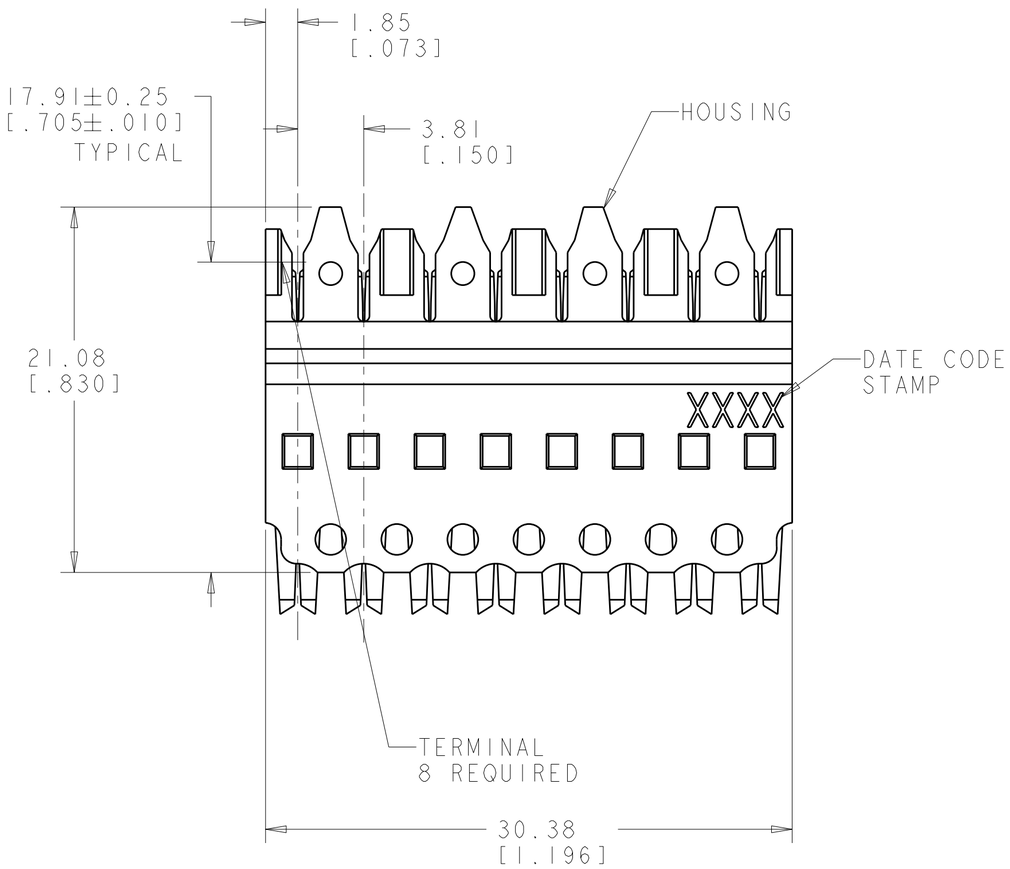

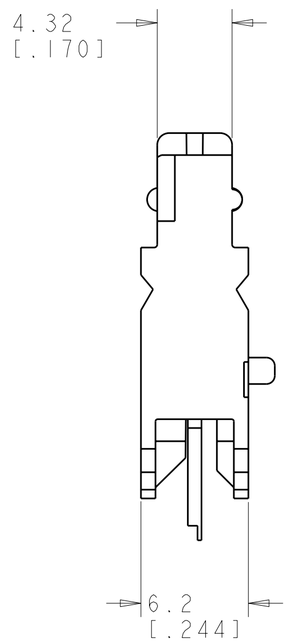

OBSOLETE 4
OBSOLETE 3

558401-1
PART NUMBER

THIS DRAWING IS A CONTROLLED DOCUMENT FOR TYCO ELECTRONICS CORPORATION. IT IS SUBJECT TO CHANGE AND THE CONTROLLING ENGINEERING ORGANIZATION SHOULD BE CONTACTED FOR THE LATEST REVISION.

DIMENSIONS: MM[INCHES]

TOLERANCES UNLESS OTHERWISE SPECIFIED:
0 PLC ±-
1 PLC ±-
2 PLC ±-
3 PLC ±0.127 [.005]
4 PLC ±-
ANGLES ±-

MATERIAL 1 -
FINISH 1 -

DWN G. GARRETT 06JAN03
CHK S. HERNDON 06JAN03
APVD S. HERNDON 06JAN03
PRODUCT SPEC -
APPLICATION SPEC -
WEIGHT -

Tyco Electronics
Tyco Electronics
Harrisburg, PA 17105-3608

NAME
CONNECTOR BLOCK ASSEMBLY, 4 PAIR, XC, 110CONNECT
-

SIZE	CAGE CODE	DRAWING NO	RESTRICTED TO
A2	00779	C-558401	-

CUSTOMER DRAWING | SCALE 4:1 | SHEET 1 OF 1 | REV J

AMP 1471-9 REV 31MAR2000

Pro/ENGINEER DRAWING