

## SUMMARY

### # Wires

Low	19
High	0
Coax	0
Triax	0
Quad	0
Fiber	0
Fluidic	0



*Image is for illustrative purpose only*

### Download

[Request a quote](#)

[Catalog](#)

Series	2F
Termination type	Male crimp
IP rating	67
Cable Ø	5.30 - 14.00 mm
Matching parts	EGN.2F.319.XLM
Status	active
Alternative part	

## TECHNICAL DETAILS

### Mechanics

Shell Style/Model	FG*: Straight plug
Keying	3 keys (beta=165, gamma=30, plug: male contacts, receptacle: female contacts)
Housing Material	Environment friendly aluminium (nickel plated, anthracite color) shell and nut, other pieces bronze/brass
Cable Fixing	∅ 5.3 - 14 mm
Variant	

### Performance

Configuration	2F.319 : 19 Low Voltage
Insulator	L: PEEK (UL 94 / V-0/3.2, depends on material thickness)
Rated Current	5 Amps

### Specifications

Contact Type: Crimp
Max. Matings: 5000

LEMO products and services are provided "as is". LEMO makes no warranties or representations with regard to LEMO product & services or use of them, express, implied or statutory, including for accuracy, completeness, or security. The user is fully responsible for his products and applications using LEMO components.

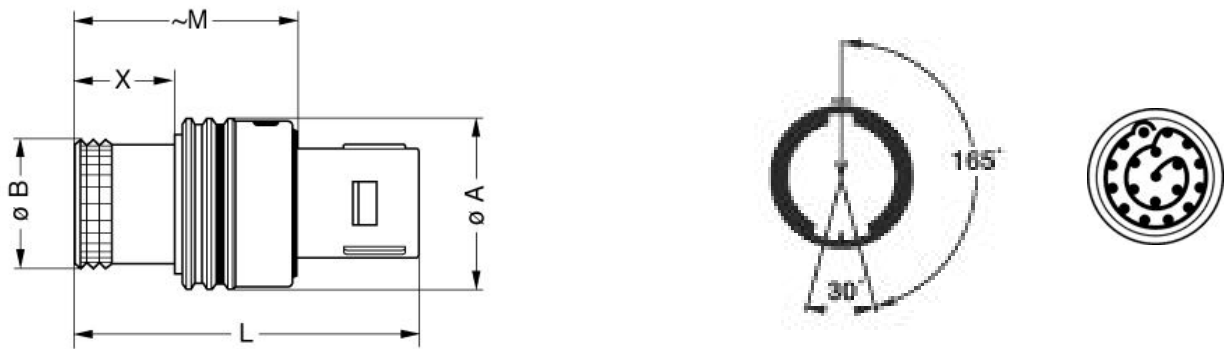
Contact Retention: 22 N  
Contact Dia.: 0.7 mm (0.028in)  
Bucket Dia.: 0.8 mm (0.031in)  
Min. Conductor: 0.14 mm<sup>2</sup> (AWG 26)  
Max. Conductor: 0.34 mm<sup>2</sup> (AWG 22)  
R (max): 6.1 mOhm  
Vtest (contact-shell): 1650 V (AC), 2350 V (DC)  
Vtest (contact-contact): 1550 V (AC), 2200 V (DC)

Others

Endurance (Shell): 1000 mating cycles  
Temp (min / max): -15°C / +200°C  
Humidity (max): <=95% [at 60 deg C /140 F]  
Vibration: 15 g [10 Hz - 2000 Hz]  
Shock Resistance: 100 g [ 6 ms]  
Climatical Category: 15/200/21 (Aluminium shell)  
IP Rating: 67

DRAWINGS

Draws



Dimensions

	A	B	L	M	X
mm.	17	14	27.8	17.9	8
in.	0,67	0,55	1,09	0,70	0,31





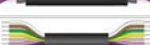
RECOMMENDED BY LEMO

LEMO products and services are provided “as is”. LEMO makes no warranties or representations with regard to LEMO product & services or use of them, express, implied or statutory, including for accuracy, completeness, or security. The user is fully responsible for his products and applications using LEMO components.

Tools

Crimp Tool: DPC.91.701.V  
Crimp settings: AWG/Selector = 22-24-26/6-5-5  
Positionner: DCE.91.070.BVC  
Extractor: DCF.93.070.4LT  
Replacement contact: FGG.0B.555.ZZC

Cables

CMN.19.T22.079QGZE	TPR (medical)	Grey	
CMN.19.T22.080PGCE	PVC	GREY	
CMN.19.T22.080PGZE		Grey	
CMN.19.T22.080PNCE	PVC	Black	
CMN.19.T22.080PNZE			

LEMO products and services are provided “as is”. LEMO makes no warranties or representations with regard to LEMO product & services or use of them, express, implied or statutory, including for accuracy, completeness, or security. The user is fully responsible for his products and applications using LEMO components.