

Surface
SMT
Mount

BOARD STACKER HDWM SERIES

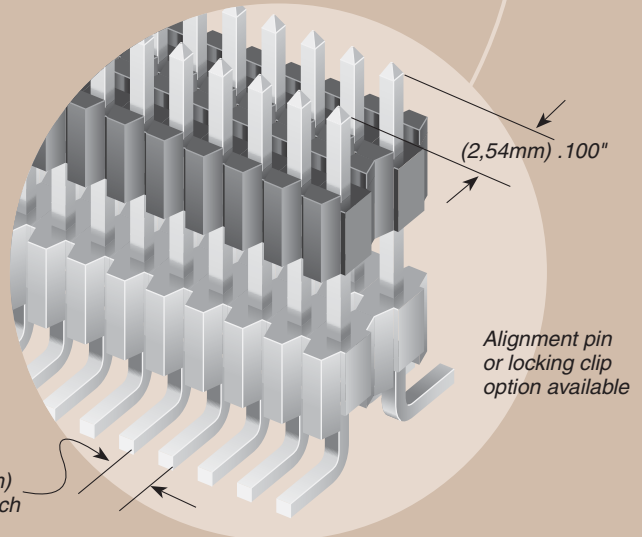
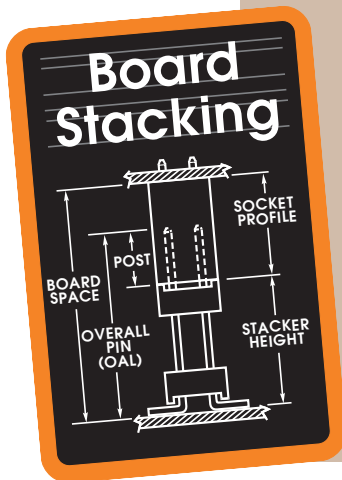
SPECIFICATIONS

For complete specifications and recommended PCB layouts see www.samtec.com?HDWM

Insulator Material: FILE NO. E111594
Top: Black LCP
Bottom: Natural LCP
Terminal Material: Phosphor Bronze
Plating: Au or Sn over 50µ" (1,27µm) Ni
Current Rating: 1A
Operating Temp Range: -55°C to + 105°C with Tin
-55°C to + 125°C with Gold
RoHS Compliant: Yes

Processing:
Max Processing Temp: 230°C for 60 seconds, or 260°C for 20 seconds 3x
Lead-Free Solderable: Yes
SMT Lead Coplanarity: .006" (0,15mm) max

Mates with:
SMS, SLM, RSM



HDWM - **NO. PINS PER ROW** - **LEAD STYLE** - **PLATING OPTION** - **ROW OPTION** - **STACKER HEIGHT** - **SM** - **OTHER OPTION**

02 thru 40

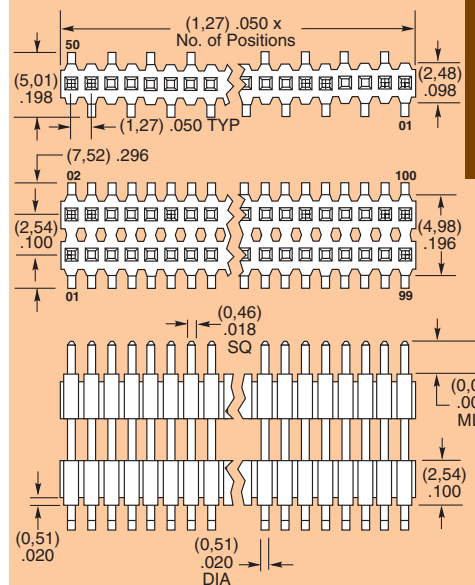
Specify LEAD STYLE from chart

-G = 10µ" (0,25µm) Gold on post, Gold flash on tail
-S = 30µ" (0,76µm) Gold on post, Matte Tin on tail

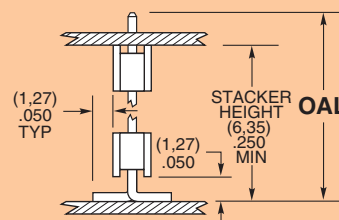
-S = Single Row
-D = Double Row

"XXX" = Stacker Height
Example: **-250** = (6,35mm) .250"

"XXX" = Polarized
-A = Alignment Pin (6 positions minimum -D only.) Metal or plastic at Samtec's discretion
-LC = Locking Clip (5 positions minimum. -D only)
-P = Pick & Place Pad



LEAD STYLE	OAL
-01	(8,38) .330
-53	(9,78) .385
-54	(11,05) .435
-55	(12,45) .490
-56	(12,83) .505
-57	(13,46) .530
-58	(14,86) .585
-59	(15,62) .615



Note: This Series is non-standard, non-returnable.

Due to technical progress, all designs, specifications and components are subject to change without notice.

WWW.SAMTEC.COM