


Solenoids

Series 44A Small, short stroke, high force solenoid



GENERAL DESCRIPTION

AC & DC types

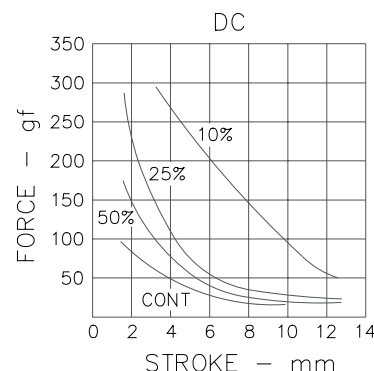
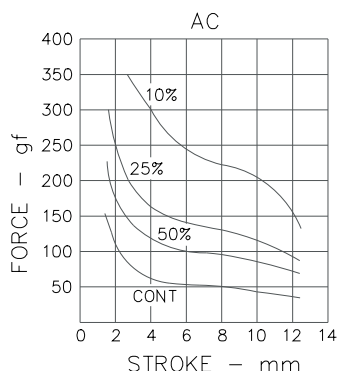
Pull & thrust versions

Shading ring for quiet AC operation

PERFORMANCE

	Item	Specification
ELECTRICAL	Maximum Ontime	See table below
	Closed power (continuous rating)	AC: 4.3VA DC: 3.0W
	Maximum permissible voltage	240V
	Dielectric Strength Insulation	1500V RMS 50Hz All coils tested to frame at 1500V RMS 50Hz
MECHANICAL	Weight	47.5g Plunger: 8.5g
	Ambient temperature	The information given on this page is based on room temperature of 20 C allowing for a nominal 75 C temperature rise in coil.
	Force/Stroke curve	These force curves show average performance only. In addition to normal manufacturing tolerances, deviations can be expected at some voltages due to the coil winding tolerances.

FORCE/STROKE CURVES & ON TIME

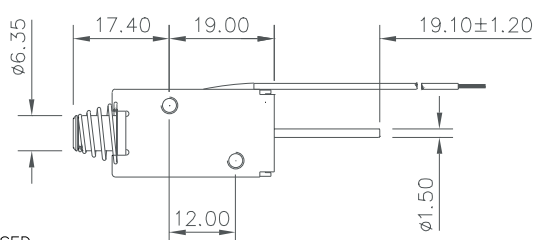


MAXIMUM ON TIME

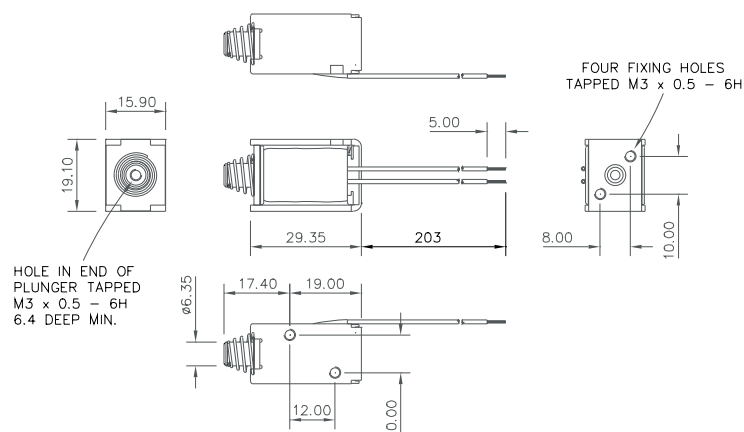
	10%		25%		50%	
	1 cycle	Cont. cycle	1 cycle	Cont cycling	1 cycle	Cont. cycling
AC	10 sec	6 sec	45 sec	30 sec	2.5 min	1.5 min
DC	20 sec	13 sec	45 sec	30 sec	2.0 min	1.5 min

DIMENSIONS (mm)

PUSH TYPE – SHOWN ENERGISED



PULL TYPE – SHOWN ENERGISED



CODING

4	4	A	2	2	0	X	X	X	X	X	X
---	---	---	---	---	---	---	---	---	---	---	---

AC	1
DC	6
Pull	1
Push	2
STANDARD	0
With Push Off Spring	1

COIL		Cont.	50%	25%	10%
	115V AC 50 Hz	15	16	17	18
	220V AC 50Hz	23	24	25	26
	230V AC 50Hz	39	40	41	42
	6V DC	54	55	56	57
	12V DC	62	63	84	85
	24V DC	72	73	74	75
	50V DC	84	85	86	87

Standard Leads	0
Solder Tags	3



BLP products are designed, manufactured and tested to ISO 9001 quality standards.
BLP Reserve the right to change without prior notice the information contained in this leaflet.

BLP Components Ltd., Exning Rd, Newmarket, Suffolk CB8 0AX, England

Tel: +44 (0)1638 665161 Fax: +44 (0)1638 660718 Email: sales@blpcomp.com Website: <http://www.blpcomp.com>