

## Beads- on- Leads (2743014221)



Part Number: 2743014221

43 BEAD ON LEAD

### Explanation of Part Numbers:

- Digits 1 & 2 = Product Class
- Digits 3 & 4 = Material Grade
- Last digit 1 = Bulk Packed 2 = Taped and Reeled

**Ferrite suppression beads are supplied assembled on tinned copper wire for automated circuit board assembly.**

□– Wires are oxygen free high conductivity copper with 100% matte tin plating over a nickel undercoating. The resistance of the wire is 3.5 mOhm for the 22 AWG and 2.2 mOhm for the 20 AWG wire.

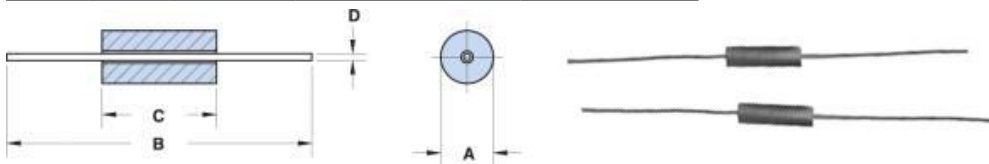
### Packaging Options:

- Beads- on- leads can be supplied bulk packed. The last digit of bulk packed parts is a “1”. Parts with a “2” as the last digit of the part number are supplied taped and reeled per IEC 60286-1 and EIA RS-296- F standards. Taped and reeled parts are supplied 4500 pieces on a 14” reel. Taping details: Component pitch 5 mm. Inside tape spacing 52.5 mm. Tape width 6 mm.
- Our “Bead- on- Lead Suppression Kit” (part number 0199000028) is available for prototype evaluation.

**For any bead- on lead requirement not listed here, feel free to contact our customer service group for availability and pricing.**

Weight: 6.5 (g)

Dim	mm	mm tol	nominal inch	inch misc.
A	9.8	±0.30	0.385	—
B	62	±1.50	2.44	—
C	16.5	±0.50	0.65	—
D	0.8	—	0	20 AWG

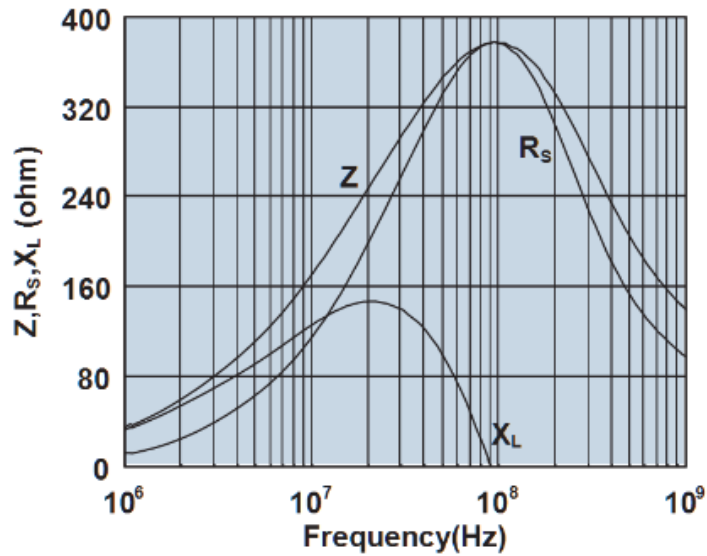


### **Chart Legend**

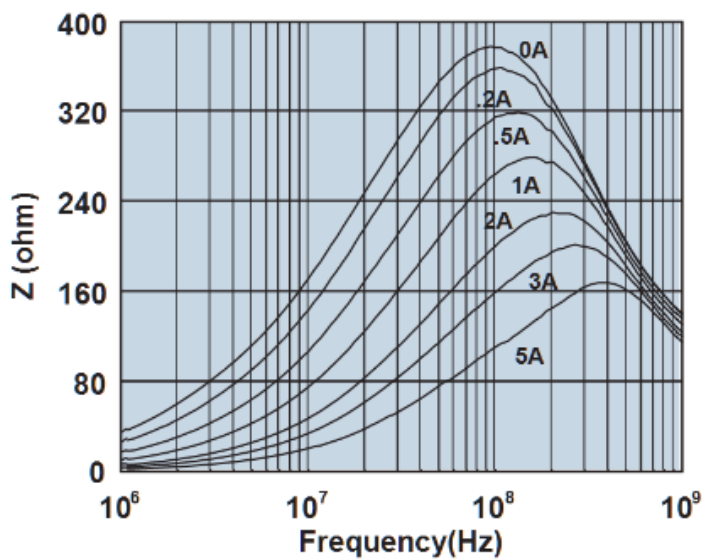
+ Test frequency

Typical Impedance (Ω)	
10 MHz	173
25 MHz <sup>+</sup>	280
100 MHz <sup>+</sup>	391
250 MHz	296

2743014221



Impedance, reactance, and resistance vs. frequency.



Impedance vs. frequency with dc bias.