THIS DRAWING IS UNPUBLISHED. RELEASED FOR PUBLICATION -,- .
© COPYRIGHT - By - ALL RIGHTS RESERVED.

LOC	DIST
AF	50

REVISIONS

P	LTR	DESCRIPTION	DATE	DWN	APVD
	C	REVISED PER ECR-12-013459	27NOV2012	KH	PD

1 SUPPLIED IN LOOSE PIECE.

2 TIN

3 REF STRIP BASE P/N 62003

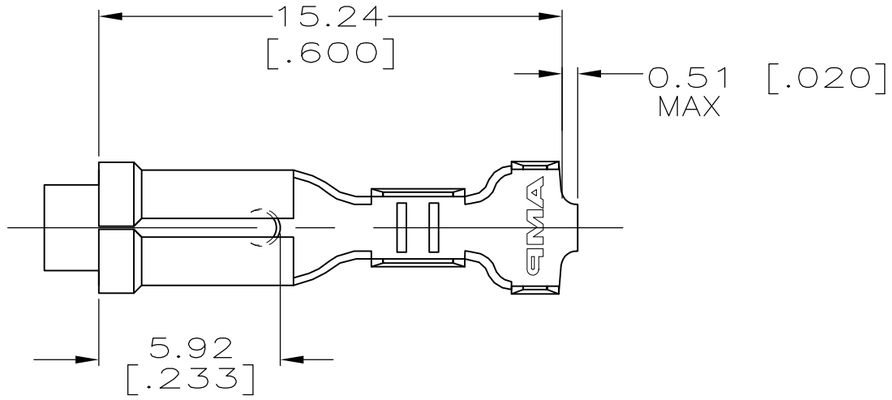

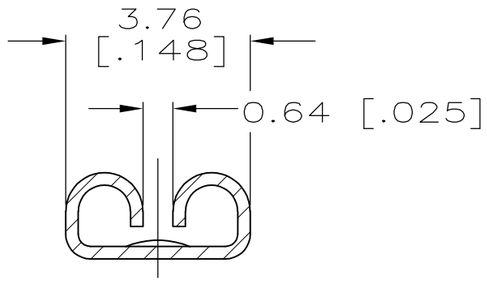

SECTION A–A
SCALE 8:1

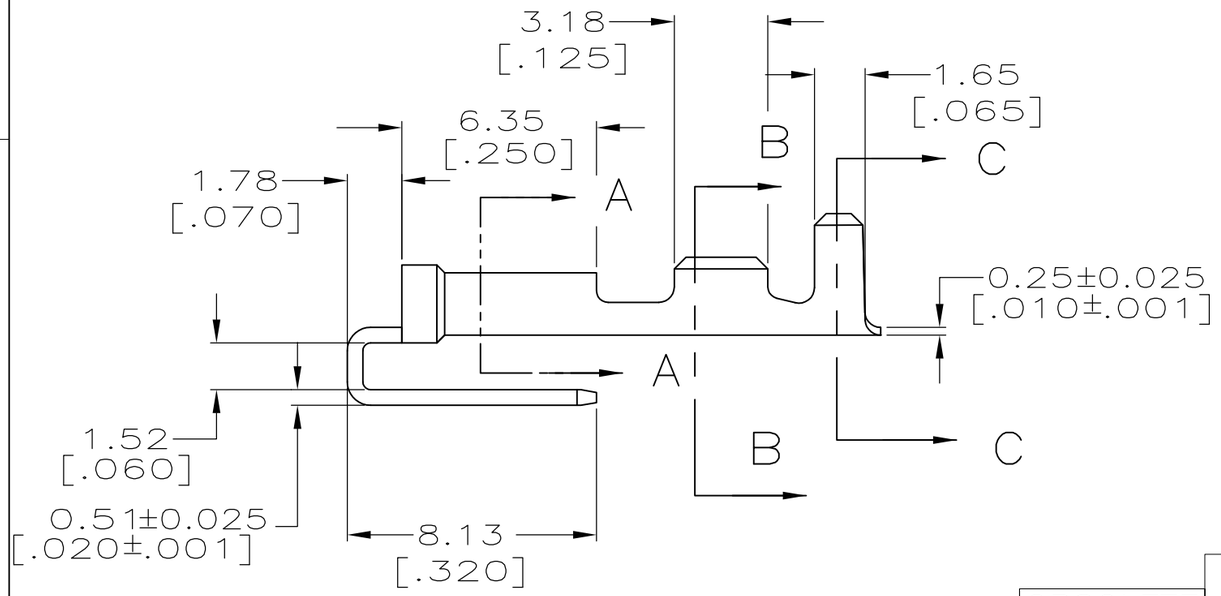

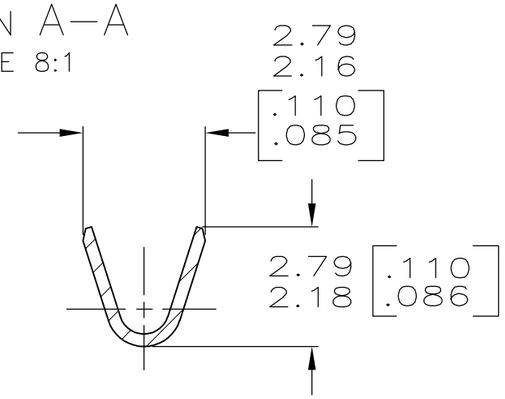

SECTION B–B
SCALE 8:1

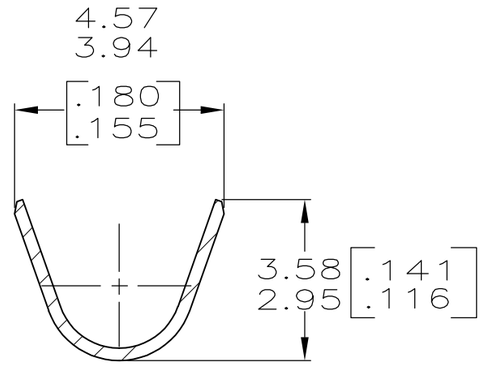

SECTION C–C
SCALE 8:1

	INSULATION RANGE	WIRE SIZE	MATING TAB THICKNESS	FINISH	PART NUMBER
OBSOLETE	1.52–2.54 DIA [.060–.100] DIA	[#22–#18] AWG	0.508±0.025 [.020±.001]	2 –	62112–2 ~~62112–1~~

THIS DRAWING IS A CONTROLLED DOCUMENT.

DIMENSIONS: mm [INCHES]

TOLERANCES UNLESS OTHERWISE SPECIFIED:

0 PLC	± –
1 PLC	± –
2 PLC	± 0.38 [.015]
3 PLC	± –
4 PLC	± –
ANGLES	± –

MATERIAL: BRASS

FINISH: SEE TABLE

DWN	JR RUTH	5/16/95
CHK	MS FEHER	5/16/95
APVD	P DESANTIS	5/16/95
PRODUCT SPEC	—	
APPLICATION SPEC	—	
WEIGHT	—	

CUSTOMER DRAWING

TE Connectivity

NAME: RECEPTACLE, FASTON,™ PIGGYBACK, 2.79 [.110] SERIES

SIZE	CAGE CODE	DRAWING NO	RESTRICTED TO
A3	00779	C-62112	—

SCALE	SHEET	REV
5:1	1 OF 1	C