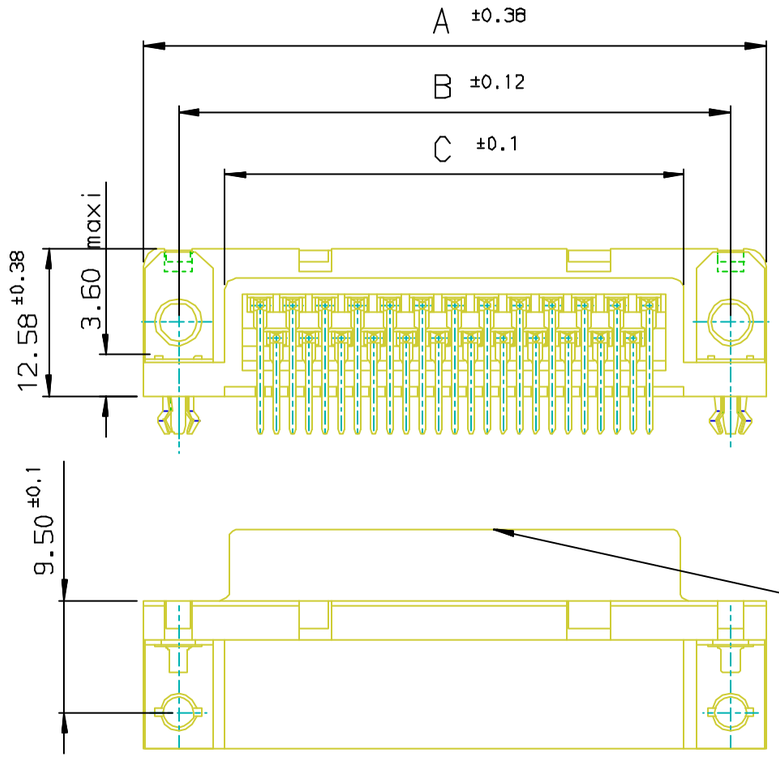

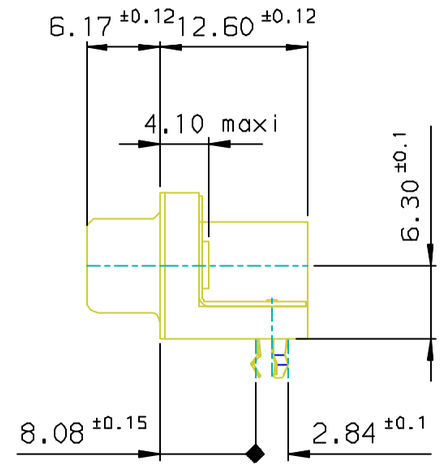

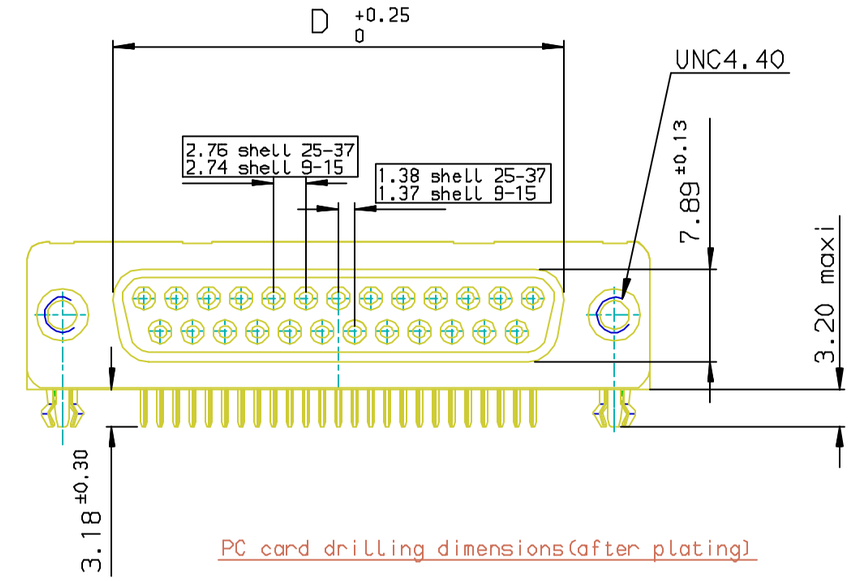

PC card drilling dimensions(after plating)

(thickness 1.60±0.20mm)

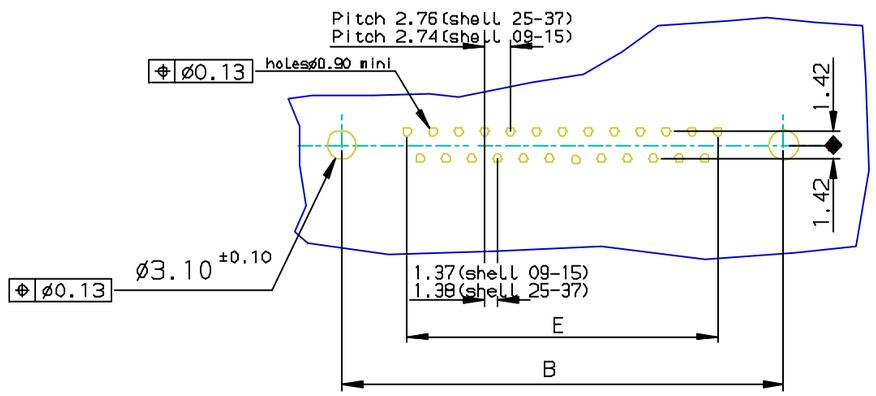

LF FOR LEAD FREE

SHELL	A±0.38	B±0.12	C±0.10	D±0.25	E±0.07	PART NUMBER
09	30.81	24.99	16.96	16.21	10.96	
15	39.14	33.32	25.18	24.54	19.18	D15S33E*GX09**
25	53.03	47.04	39.12	38.25	33.12	D25S33E*GX09**
37	69.32	63.50	55.68	54.71	49.68	---

Protection: 4 --> flash AU
6 --> 0.76µ AU

REQUIREMENTS

Technical characteristics:
Shell:steel tin/Zinc Cr3 plated
Insulators:self-extinguishing thermoplastic,ULclass94V0
IR or reflow process compatible
Contacts size 20:phosphor bronze,gold on mating end,bright tin on termination end over nickel on entire contact
Cycles: >500 for protection 6
>200 for protection 4
Harpoon:brass,tin plated
Metal plate for electrical continuity:brass,tin/Zinc Cr3 plated
Nuts:brass,tin/Zinc Cr3 plated

Electrical characteristics:
max.current rating:5A
Test voltage:1000V
Rated voltage:300V
Contact resistance:≤15mΩ
Shell resistance:≤5mΩ
Insulation resistance:≥5000MΩ

Climatic characteristics:
Operating temperature range:-55°c +225°c

Dimensions:
in accordance with MIL-C-24308

FOR ROHS DETAILS REFER DWG.NO:C01-8646-00000

Connector size 25 drawn
Connector packaged in trays : See C01-8646-0519

European Views

rev	ecn no	dr	date
C	I05-0124	JS	2005/07/27
D	I06-0074	SK	2006/06/08
-	-	-	-
-	-	-	-
-	-	-	-
-	-	-	-
-	-	-	-

www.fciconnect.com

surface ISO 1302 | tolerance std ISO 406 ISO 1101 | projection | mm

TOLERANCES UNLESS OTHERWISE SPECIFIED

Dr	JOHN SLEEBA	1996/06/21	ANGULAR	LINEAR	0.X	±0.1
Eng	GEORGE VJ	1996/06/21			0.XX	±0.1
Chr	GEORGE VJ	2005/07/27	0.XX° ±1°		0.XXX	±0.1
Appr	KVSD	2005/07/27	Product family			D-SUB

size A3 | Scale 1:1 | ECN - | Spec ref -

title: SOCKET CONNECT.DELTA D RIGHT ANGLE WITH NUT,HARPOON AND METAL PLATE

dwg no: C01-8646-0449 | Rev. D

catalog no: DELTA-D | CUSTOMER | sheet 1 of 1

Copyright FCI.

REV F - 2006-04-17

PDM: Rev:D STATUS:Released Printed: Jan 18, 2011