



# BAS70TW /DW-04 / DW-05 /DW-06 /BRW

## Features

- Fast Switching
- Low Forward Voltage Drop
- Low Power Dissipation
- Ultra-Small Surface Mount Package
- Epoxy meets UL 94 V-0 flammability rating
- Moisture Sensitivity Level 1

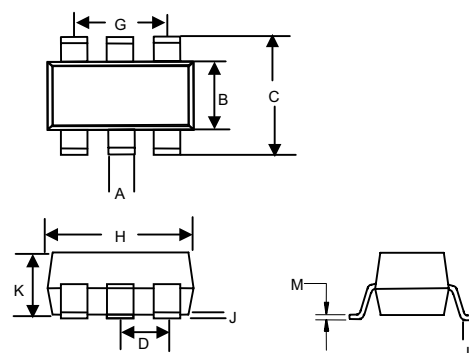
**200mW**

## SCHOTTKY BARRIER Diode

**SOT-363**

## Maxim um Ratings

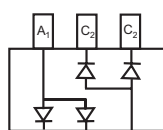
Symbol	Rating	Rating	Unit
$V_{RRM}$ $V_{RWM}$ $V_R$	Peak Repetitive Reverse Voltage Working Peak Reverse Voltage DC Blocking Voltage	70	V
$I_F$	Forward Continuous Current	70	mA
$I_{FSM}$	Peak Forward Surge Current @<1.0s	100	mA
$R_{\theta JA}$	Thermal Resistance Junction to Ambient	625	°C/W
$P_D$	Power dissipation	200	mW
$T_{STG\&TJ}$	Storage & Operating Junction Temperature	-55 to +125	°C



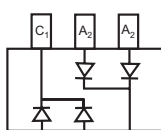
## Electrical Characteristics @ 25°C Unless Otherwise Specified

Symbol	Parameter	Min	Max	Test Conditions
$I_R$	Reverse Voltage Leakage Current	---	100nA	$V_R=50V$
$V_F$	Forward Voltage	---	0.41V 1.0V	$I_F=1mA$ $I_F=15mA$
$C_T$	Total Capacitance	---	2pF	$V_R=0V, f=1MHz$
$t_{rr}$	Reverse Recovery Time	---	5.0ns	$I_F=I_R=10mA$ , $I_{rr}=0.1I_R, R_L=100\Omega$

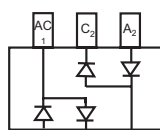
DIM	INCHES		MM		NOTE
	MIN	MAX	MIN	MAX	
A	.006	.014	0.15	0.35	
B	.045	.053	1.15	1.35	
C	.085	.096	2.15	2.45	
D	.026		0.65Nominal		
G	.047	.055	1.20	1.40	
H	.071	.087	1.80	2.20	
J	---	.004	---	0.10	
K	.035	.043	0.90	1.10	
L	.010	.018	0.26	0.46	
M	.003	.006	0.08	0.15	



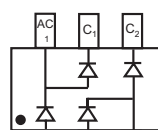
BAS70DW-06  
Marking: K76



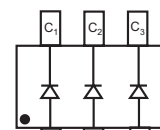
BAS70DW-05  
Marking: K71



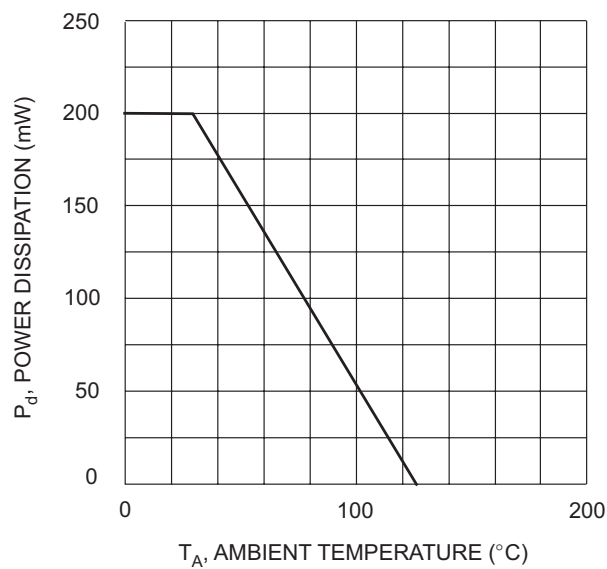
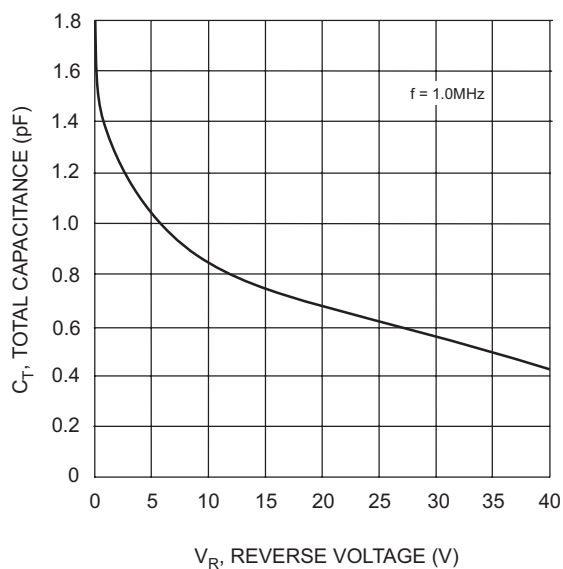
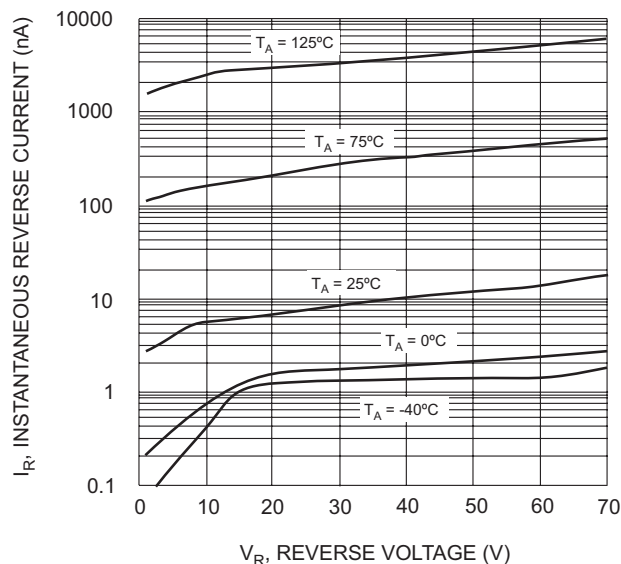
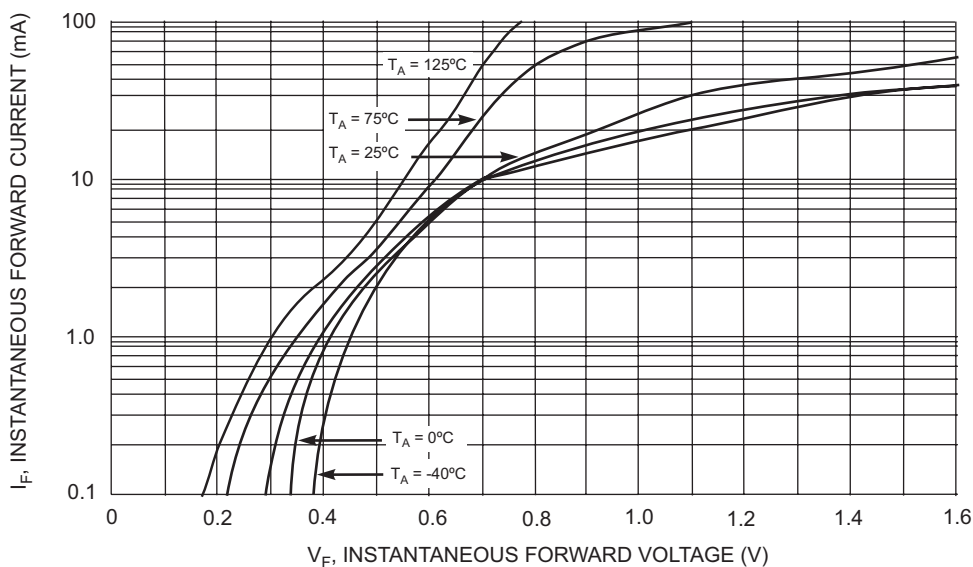
BAS70DW-04  
Marking: K74



BAS70BRW  
Marking: K75



BAS70TW  
Marking: K73



## Ordering Information :

Device	Packing
Part Number-TP	Tape&Reel: 3Kpcs/Reel

### \*\*\*IMPORTANT NOTICE\*\*\*

**Micro Commercial Components Corp.** reserves the right to make changes without further notice to any product herein to make corrections, modifications , enhancements , improvements , or other changes . **Micro Commercial Components Corp .** does not assume any liability arising out of the application or use of any product described herein; neither does it convey any license under its patent rights ,nor the rights of others . The user of products in such applications shall assume all risks of such use and will agree to hold **Micro Commercial Components Corp .** and all the companies whose products are represented on our website, harmless against all damages.

### \*\*\*LIFE SUPPORT\*\*\*

MCC's products are not authorized for use as critical components in life support devices or systems without the express written approval of Micro Commercial Components Corporation.

### \*\*\*CUSTOMER AWARENESS\*\*\*

Counterfeiting of semiconductor parts is a growing problem in the industry. Micro Commercial Components (MCC) is taking strong measures to protect ourselves and our customers from the proliferation of counterfeit parts. MCC strongly encourages customers to purchase MCC parts either directly from MCC or from Authorized MCC Distributors who are listed by country on our web page cited below. Products customers buy either from MCC directly or from Authorized MCC Distributors are genuine parts, have full traceability, meet MCC's quality standards for handling and storage. **MCC will not provide any warranty coverage or other assistance for parts bought from Unauthorized Sources.** MCC is committed to combat this global problem and encourage our customers to do their part in stopping this practice by buying direct or from authorized distributors.

# Mouser Electronics

Authorized Distributor

Click to View Pricing, Inventory, Delivery & Lifecycle Information:

Micro Commercial Components (MCC):

[BAS70DW-06-TP](#) [BAS70DW-04-TP](#) [BAS70BRW-TP](#) [BAS70DW-05-TP](#) [BAS70TW-TP](#)