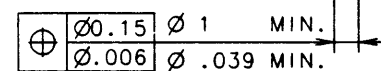


PRODUCT NUMBER	DIM "A" ±0.15	DIM "B" REF.	("L")
91699-X01-XX	7/.276	3.1/.122	11.81/.465
91699-X02-XX	5.75/.226	3.35/.132	10.8/.425

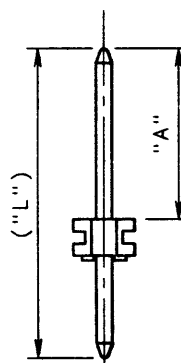
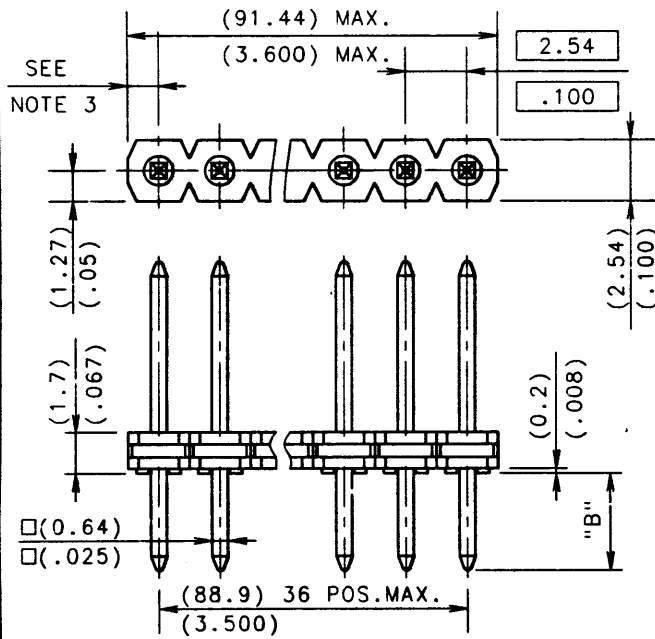
91699-XXX-XX  
 N. OF POSITIONS  
 VERSION  
 PLATING  
 BASIC PART  
 NUMBER



#### RECOMMENDED HOLE PATTERN

#### NOTES:

1. MATERIAL PIN :  
BRASS CuZn 30 (HV)  
1/2 HARD.
2. MATERIAL BODY : POLYAMID,  
30 % GLASS FILLED  
FLAME RETARDANT PER UL-94-V0.  
COLOR BLACK.
3. DIM. 1.27<sup>+0.03</sup><sub>-0.13</sub> FOR MOULDED  
SIDE(S) ONLY, IF SIDE(S)  
ARE BROKEN DIM. 1.02 MIN.  
TO 1.70 MAX. APPLIES.



#### CUSTOMER COPY FOR REFERENCE ONLY

91699-9XX	0.2 $\mu$ m 10 $\mu$ m	Au
91699-8XX	0.38 $\mu$ m 15 $\mu$ m	Au
91699-3XX	3.81 $\mu$ m 150 $\mu$ m	SnPb
91699-1XX	0.76 $\mu$ m 30 $\mu$ m	Au
PLATING CODE	PLATING THICKNESS OVER	1.27 $\mu$ m 50 $\mu$ m Ni

Surface ISO 1302 √	Tolerances ISO 406 ISO 1101	Material code SEE NOTES 1&2
Scale 5:1		Finish SEE TABLE
Product number 91699-XXX-XX		Title HEADER, STRAIGHT SINGLE ROW, LOW PROFILE 2.54 mm
Drawing number 91699		Rev ltr A
Sheet 213 1 of 1		

Dr 93 04 06 G LEOTY  
Chr 93 04 06 JW COMPAIGNON  
Appd 93 04 06 M MEYER

DU PONT  
DU PONT ELECTRONICS

A F 30333 93 04 06 JMC  
L ECP N° Date Dr Supsd by Supersedes Release N°

