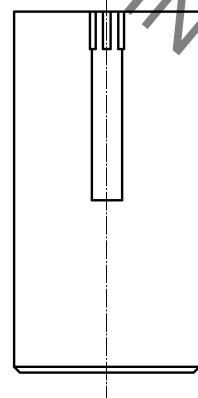
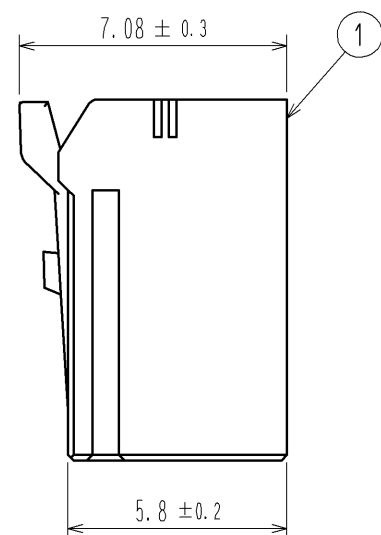
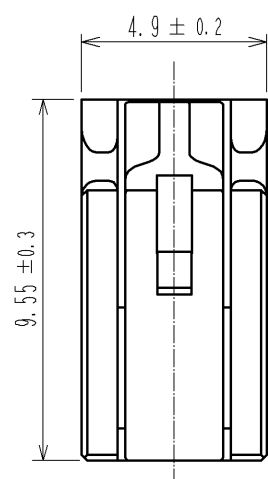
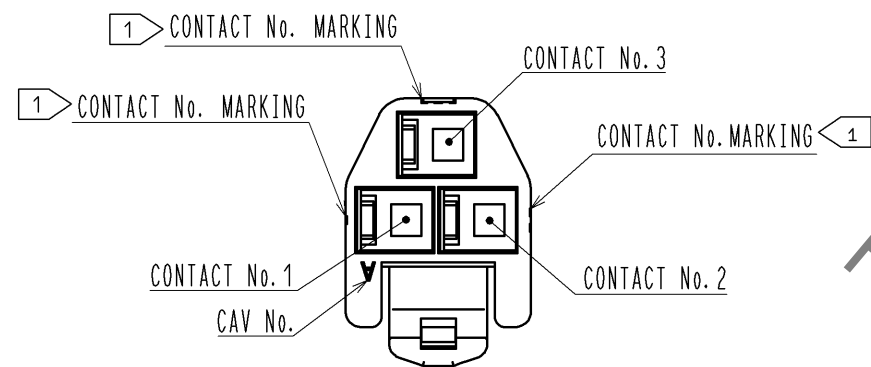
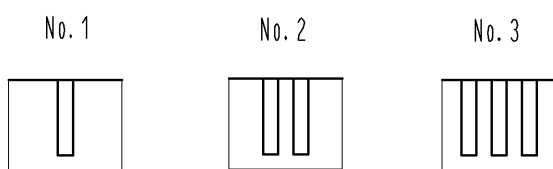
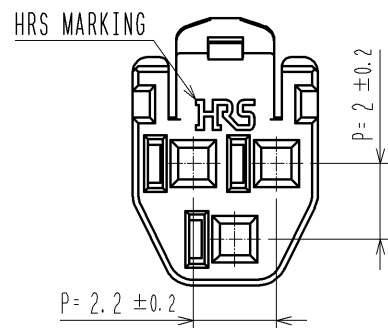
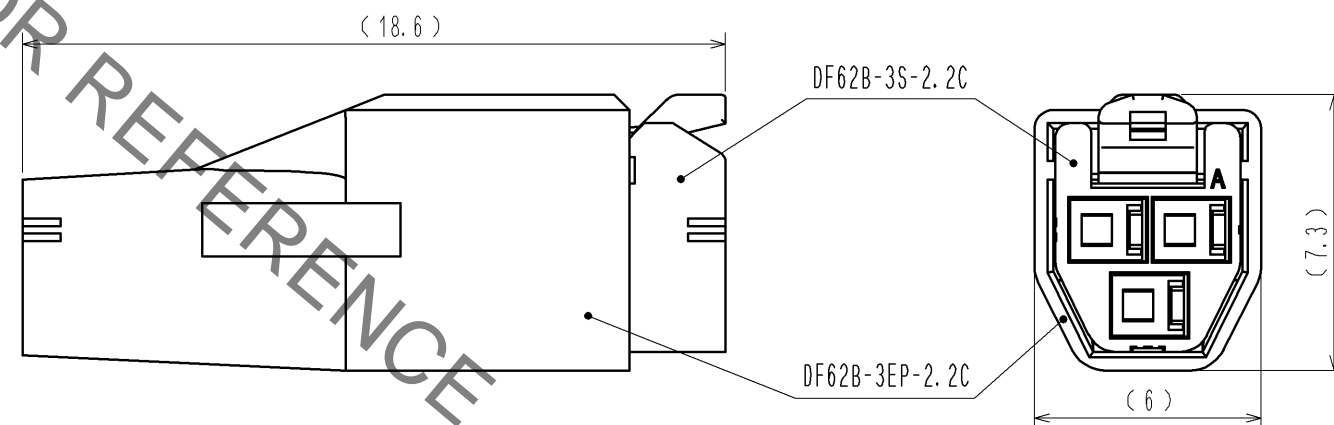


Apr.1.2020 Copyright 2020 HIROSE ELECTRIC CO., LTD. All Rights Reserved.  
In case of consideration for using Automotive equipment / device which demand high reliability, kindly contact our sales window correspondents.

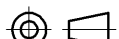


1> FIGURE-1 CONTACT No. MARKING (10:1)



MATING FIGURE



- NOTE. 1> MARKINGS AT THE INDICATED POSITIONS IS CONTACT NO. MARKING. AND SHAPES ARE SHOWN IN FIGURE-1.  
2. PER PACK : 100 PIECES.  
3. THE DIMENSIONS IN PARENTHESIS ARE FOR REFERENCE.

				1	PBT		UL94V-0(WHITE)									
NO.		MATERIAL		FINISH , REMARKS				NO.		MATERIAL		FINISH , REMARKS				
UNITS mm				SCALE 5 : 1		COUNT	DESCRIPTION OF REVISIONS				DESIGNED		CHECKED		DATE	
 HIROSE ELECTRIC CO., LTD.				APPROVED : KI. AKIYAMA			13. 06. 06		DRAWING NO.		EDC3-351956-00					
				CHECED : MN. KENJO			13. 06. 06		PART NO.		DF62B-3S-2. 2C					
				DESIGNED : TH. YOSHIZAWA			13. 06. 06		CODE NO.		CL544-0552-2-00					
				DRAWN : TH. YOSHIZAWA			13. 06. 06									