



Features

- Size: 5 mm diameter, 7.3 mm length
- Very fast acting
- Small size
- Stable breakdown throughout life
- Designed to operate with TBU® devices
- RoHS compliant* versions available
- UL Recognized

Applications

- Telecommunications
- Industrial electronics
- Avionics

2030-xxT-SM Series - Fast Acting 3-Electrode Miniature Gas Discharge Tube

Characteristics

Test Methods per ITU-T K.12, IEEE C62.31 and IEC 61643-311 GDT standards.

Characteristic	Model No.	
	2030-23T	2030-42T
Initial DC Sparkover (100 V/s) Typical	230 V	420 V
Minimum DC Sparkover (100 V/s) Throughout Service Life	185 V	360 V
Maximum Impulse Sparkover ⁽¹⁾ (5 kV/ μ s) Throughout Service Life	650 V	850 V

⁽¹⁾ Impulse Sparkover voltage is defined as typical values of distribution.

Insulation Resistance (IR)	50 V / 100 V	> 10 ¹⁰ Ω
Glow Voltage	10 mA	~ 70 V
Arc Voltage	>1 A	~ 10 V
Glow-Arc Transition Current		< 0.5 A
Capacitance	1 MHz	< 1 pF
DC Holdover Voltage (Network Applied per ITU-T K.12)		
2030-23T	80 V	< 150 ms
2030-42T	135 V	< 150 ms
Impulse Service Life	8/20 μ s, 4 kA	1 operation ⁽²⁾
	1.2/50 μ s - 500 V	150 operations ^{(2) (3)}
	10/1000 μ s, 1 kV, 100 A	25 operations ⁽²⁾
	2/10 μ s, 6 kV, 500 A	10 operations ⁽²⁾
	10/700 μ s, 6 kV, 150 A	5 operations ⁽²⁾
AC Service Life	600 V, 1 Arms, 0.2 sec	5 operations
Operating Temperature Range		-40 °C to +90 °C
Storage Temperature Range		-55 °C to +90 °C
Moisture Sensitivity Level		1
ESD Classification (HBM)		6

Notes:

⁽²⁾ The rated discharge current is the total current equally divided between each line to ground and operation(s) are performed in both polarities. The polarity of lightning surge tests should be reversed between consecutive surges.

⁽³⁾ Per IEC 61643-21.

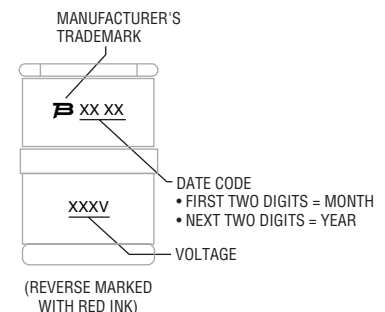
• At delivery AQL 0.65 Level II, DIN ISO 2859.

• Bourns recommends reflowing surface mount devices per IPC/JEDEC J-STD-020 rev D.

Applications

Port Protection	GDT Device P/N	TBU® Device P/N
CanBus	2030-23T-SM-RPLF	TBU-CA065-100-WH
RS232	2030-23T-SM-RPLF	TBU-CA065-200-WH
RS422	2030-23T-SM-RPLF	TBU-CA065-200-WH
RS485	2030-23T-SM-RPLF	TBU-CA065-200-WH
RS485	2030-42T-SM-RPLF	TBU-CA085-200-WH
SDI	2030-23T-SM-RPLF	TBU-CA065-100-WH

Typical Part Marking



"TBU" is a registered trademark of Bourns, Inc. in the United States and other countries.

*RoHS Directive 2002/95/EC Jan. 27, 2003 including annex and RoHS Recast 2011/65/EU June 8, 2011.

Specifications are subject to change without notice.

The device characteristics and parameters in this data sheet can and do vary in different applications and actual device performance may vary over time.

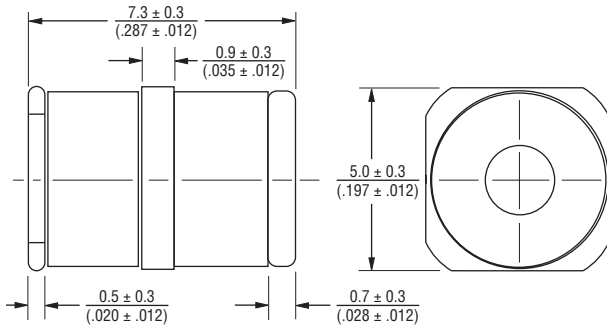
Users should verify actual device performance in their specific applications.

2030-xxT-SM Series - Fast Acting 3-Electrode Miniature Gas Discharge Tube

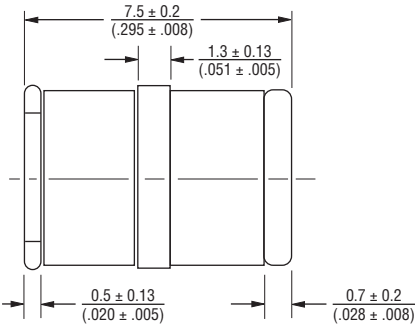


Product Dimensions

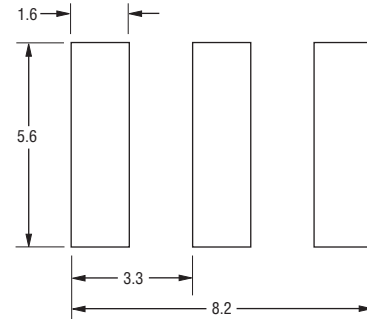
2030-23T-SM



2030-42T-SM



Recommended Pad Layout



DIMENSIONS: MILLIMETERS

How to Order

2030 - xxT - SM - RP LF

- Model Number Designator** _____
- Voltage** (Divided by 10) _____
 23 = 230 V
 42 = 420 V
- Surface Mount** _____
- Packaging Options** _____
 Blank = Bulk Packaging - 250 pcs./bag, 1,000 pcs./box (Standard)
 RP = Reelpack - (Optional)
 RP2 = Reelpack - (Optional)
- RoHS Compliant Option** _____
 Blank = Standard Product
 LF = RoHS Compliant Product

Specifications are subject to change without notice.
 The device characteristics and parameters in this data sheet can and do vary in different applications and actual device performance may vary over time.
 Users should verify actual device performance in their specific applications.

2030-xxT-SM Series - Fast Acting 3-Electrode Miniature Gas Discharge Tube

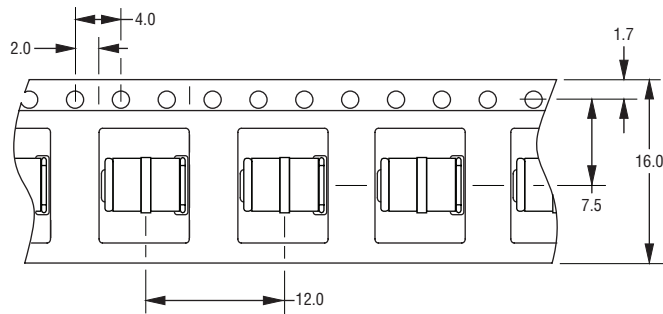


Packaging Specifications

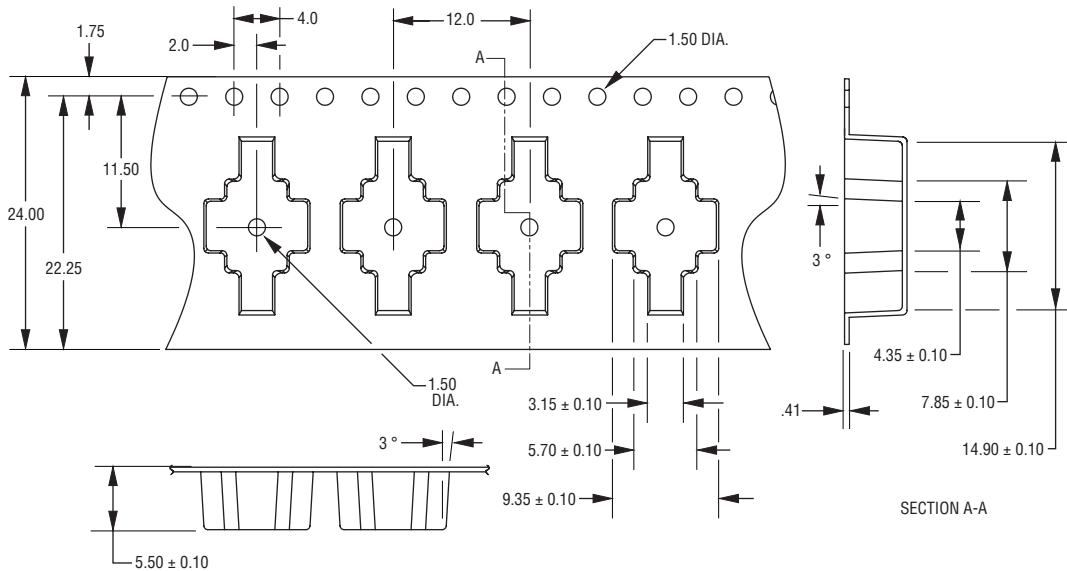
Model	Standard Packaging Quantity			
	Bulk (Bag)	Tray	Box	Reel
2030-xxT-SM	250		1000	
2030-xxT-SM-RP				500
2030-xxT-SM-RP2				500

The optional -RP & -RP2 reels are 330 mm in diameter. The -RP reelpack is 18 mm wide. The -RP2 reelpack is 26 mm wide.

-RP



-RP2



DIMENSIONS: MILLIMETERS

Unless otherwise specified, tolerances in decimals are .X ± 0.3, .XX ± 0.15 for lengths in millimeters and ±1 ° for degrees.

REV. I 09/17

Specifications are subject to change without notice.

The device characteristics and parameters in this data sheet can and do vary in different applications and actual device performance may vary over time. Users should verify actual device performance in their specific applications.