

IEC Plug I, Cord Connector (Rewireable), Straight



70° C

**Description**

Screwing cable terminal, Pin temperature 70 °C, Protection class I, Cable

- Note: Please order pvc strain relief separately, mating strain reliefs please find under accessories.

Approvals

- VDE Certificate Number: 40008629
- UL File Number: E45115
- CSA File Number: 27324

References

We recommend for new applications the type [4796](#)

This type is Phase-out without alternate type

Last order possibility: 31.05.2011

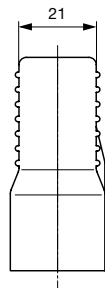
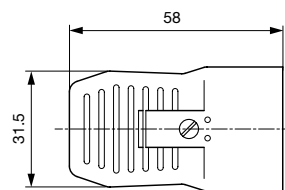
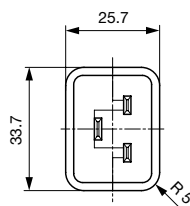
Weblinks

[pdf](#), [html](#), [General Product Information](#), [Approvals](#), [RoHS](#), [CHINA-RoHS](#), [Mating Connectors](#), [e-Store](#), [SCHURTER-Stock-Check](#), [Distributor-Stock-Check](#), [Accessories](#)

Technical Data

Ratings IEC	16 A / 250 VAC; 50 Hz
Ratings UL/CSA	21 A / 250 VAC; 60 Hz
Dielectric Strength	> 4 kVAC between L-N > 2 kVAC between L/N-PE (1 min/50 Hz)
Allowable Operation Temp.	-25 °C to 70 °C
Degree of Protection	from front side IP 40 acc. to IEC 60529
Protection Class	Suitable for appliances with protection class 1 acc. to IEC 61140
Terminal	Screw clamps
Material: Housing	PA6, black / grey / white, UL 94V-0

Plug	I acc. to IEC/EN 60320-1 UL 498, CSA C22.2 no. 42 (for cold conditions) pin-temperature 70 °C, 16A, Protection Class 1
------	---

Dimensions


Config. Code

0106 - H - A B C 0 - D - E J

The characters are placeholders for the correspondingly keys of selections from the key tables.

0106 - **H** - A B C 0 - D - E J = Type

Type	Configuration key
protection class 1	X

0106 - H - **A** B C 0 - D - E J = Terminals

Terminal L	Configuration key
screw terminal	A

0106 - H - A **B** C 0 - D - E J = Terminals

Terminal N	Configuration key
screw terminal	A

Symbols similar as in table A

0106 - H - A B **C** 0 - D - E J = Terminals

Terminal Ground	Configuration key
screw terminal	A

Symbols similar as in table A

0106 - H - A B C 0 - **D** - E J = Color

Color	Configuration key
jet black; RAL9005	A
silver grey; RAL7001	B
pure white; RAL9010	D

0106 - H - A B C 0 - D - **E** J = Style

Style	Configuration key
for cord assembly	8

0106 - H - A B C 0 - D - E **J** = Condition

Condition	Configuration key
assembled	1
disassembled	2

Packaging unit 50 Pcs

Accessories

Description



HN 14.109
PVC Strain Relief



HN 14.41
PVC Strain Relief



HN 14.43
PVC Strain Relief

Mating Outlets/Connectors

Category / Description



[Appliance inlets/-outletsOverview complete](#)

Plug Coupler IEC C20 / IEC J, Screw-on Mounting	4730
---	------

[Appliance inlets/-outletsfurther types to0106](#)



[Appliance OutletOverview complete](#)

IEC Appliance Outlet J, Screw-on Mounting, Front Side, Solder or Quick-connect Terminal	0723
---	------

IEC Appliance Outlet J, Snap-in/Screw-on Mounting, Front Side, Solder or Quick-connect Terminal	4797
---	------

IEC Appliance Outlet J, Snap-in Mounting, Front Side, Quick-connect Terminal	5013
--	------

IEC Appliance Outlet J, Screw-on Mounting, Front Side, Quick-connect Terminal	5016
---	------

IEC Appliance Outlet J, Screw-on Mounting, Front Side, Quick-connect Terminal	5017
---	------

[Appliance Outletfurther types to0106](#)

...

[ConnectorOverview complete](#)

IEC Connector C19, Rewireable, Straight	0104
---	------

IEC Connector C19, Rewireable, Angled	1651
---------------------------------------	------

IEC Connector C19, Rewireable, Straight	1652
---	------

IEC Connector C19, Rewireable, Angled	4790
---------------------------------------	------

IEC Connector C19, Rewireable, Straight	4795
---	------

[Connectorfurther types to0106](#)

