

Model No. (Quick disconnected tab)	Rated Frequency ±500(Hz)	Tone	Minimum Sound Pressure Level at 30 cm		Operating Voltage Range *AC/DC Non-polar All others DC only		Current Consumption (mA)		Case Style		Packing Quantity (Pcs/Box)
			At Min V	At Max V	Min V	Max V	At Min V	At Max V	Side View	Bottom View	
KPEG650	2800	Continuous	84	97	4	28	2	22	D	3	40
KPEG651	2900	Fast Pulse	70	82	6	28	2	11	D	4	40
KPEG653	2900	Slow Pulse	71	82	6	28	2	11	D	4	40
KPEG655	2800	Continuous + Fast Pulse	76/74	88/86	6	28	4/2	16/16	D	5	40
KPEG657	2800	Continuous + Slow Pulse	78/71	92/87	6	28	3/2	18/11	D	5	40
KPEG650A	2800	Continuous	88	98	6	28	5	22	D	3	40
KPEG651A	2800	Fast Pulse	80	97	6	28	2	12	D	4	40
KPEG653A	2800	Slow Pulse	80	92	6	28	4	32	D	4	40
KPEG655A	2800	Continuous + Fast Pulse	82/76	92/86	6	28	3/2	29/26	D	5	40
KPEG657A	2800	Continuous + Slow Pulse	84/77	97/92	6	28	5/3	17/18	D	5	40
KPEG650AN	2800	Continuous	70/70	87/87	*4	28	2/1	18/12	D	3	40
KPEG651AN	2800	Fast Pulse	70/67	85/83	*6	28	5/4	23/18	D	4	40
KPEG653AN	2800	Slow Pulse	70/67	85/83	*6	28	5/4	23/18	D	4	40
KPEG610AN	2800	Continuous	79/78	90/89	*30	120	4/3	15/14	D	3	40
KPEG611AN	2800	Fast Pulse	70/68	86/84	*30	120	5/5	20/17	D	4	40
KPEG613AN	2800	Slow Pulse	70/68	86/84	*30	120	5/5	20/17	D	4	40
KPEG648	2800	Continuous	66	86	10	48	3	16	D	3	40
KPEG620AN	2800	Continuous	76/75	87/86	*60	250	1/1	18/7	E	3	40
KPEG621AN	2800	Fast Pulse	68/68	77/77	*60	250	4/4	5/5	E	4	40
KPEG623AN	2800	Slow Pulse	71/72	85/86	*60	250	3/4	14/15	E	4	40
KPEG660	1500 ~ 4000	Siren	92	99	6	15	60	160	E	3	40
KPEG680	2000 / 2800	Hi-Low	74	99	6	15	10	90	E	3	40

KPEG650 series fit 1.125 inch (28.57 mm) diameter opening in panels to 0.125 inch (3.17 mm) thick.
Pulse Rate at 12 VDC: 3.0 ± 20% Hz (Fast pulse) 1.2 ± 20% Hz (Slow pulse)

Shape



KPEG650/650A
KPEG650AN/610AN
KPEG648



KPEG651/653
KPEG651A/653A
KPEG651AN/653AN
KPEG611AN/613AN



KPEG655/657
KPEG655A/657A

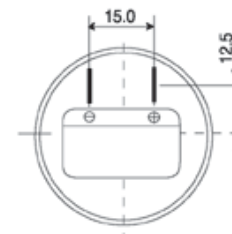


KPEG620AN
KPEG660/680

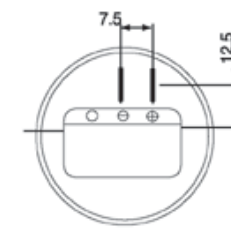


KPEG621AN
KPEG623AN

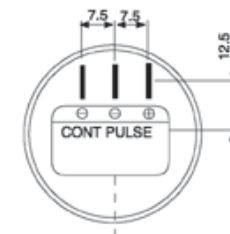
Dimension



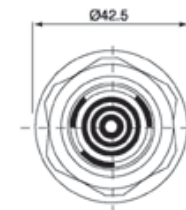
Bottom View 3



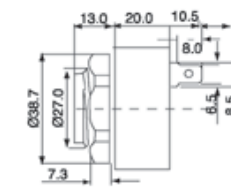
Bottom View 4



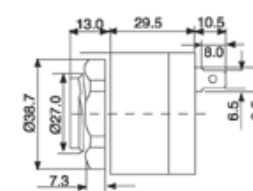
Bottom View 5



Top View



Side View D



Side View E

Tolerance: ±0.5mm Unit: mm

The specification is for reference only. Please confirm the detailed approval sheets before ordering with us.
Kingstate reserves the right to revise or withdraw specifications without advanced notice.