© 2023 TE Connectivity. All Rights Reserved.

MATED WITH: 1823504
PROJEKT NR.: EGATN08190

REVISIONS

P	LTR	DESCRIPTION	DATE	DWN	APVD
	A	DRAWING CREATED	23.MAR.2009	VD	Ch E
	A1	Colour Lever Changed	17.JUL.2009	VD	Ch E
	B	LEVER CHANGED ECR / (PCN): ECR-09-027507	28JAN2010	NP	Ch E
	B1	REVISED PER PCN-23-177153	03OCT2023	PS	AW

CODING A AS SHOWN
Kodierung A wie gezeigt

DELIVERY CONDITIONS:
Lieferzustand:

2nd LOCKING DEVICE IN PRE LOCKED POSITION
2. Kontaktsicherung in Vorraststellung

LEVER IN LOCKED POSITION
Hebel in Verriegelungsstellung

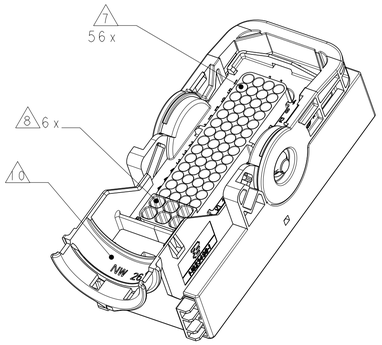

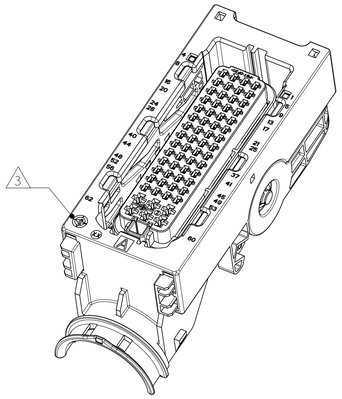

SECTION C-C
Schnitt

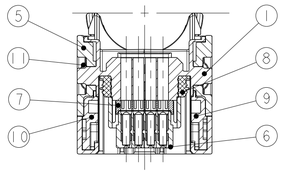

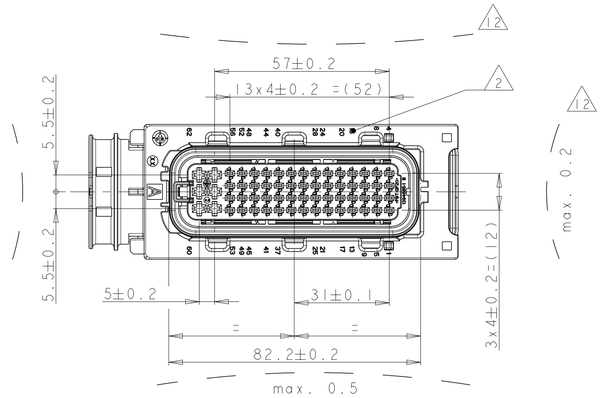

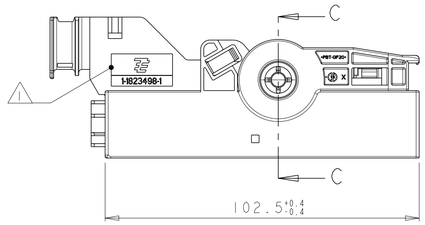

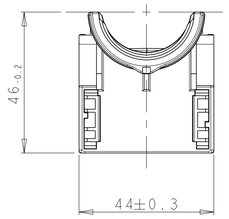

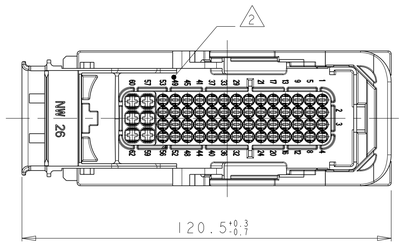

CONNECTOR IN PRE LOCKED POSITION INCL. COVER
Steckverbinder in Vorraststellung mit Kappe

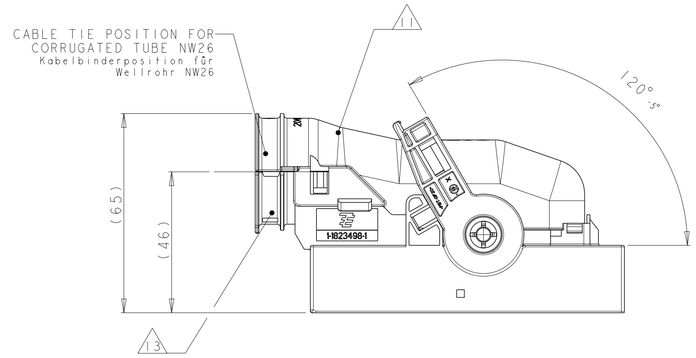

PRE LOCKED POSITION OF SECONDARY LOCKING
Vorraststellung der 2. Kontaktsicherung

FURTHER CODINGS
Weitere Kodierungen

CODING A
Kodierung A

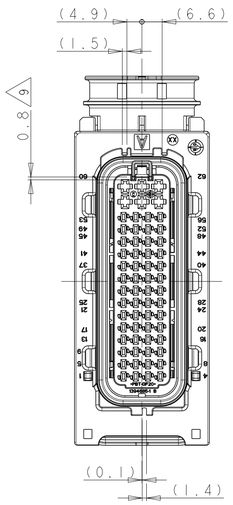

CODING B
Kodierung B

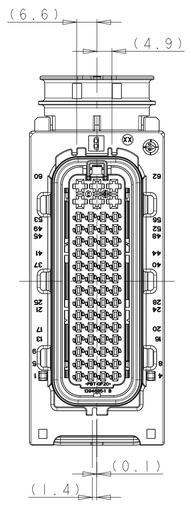

CODING C
Kodierung C

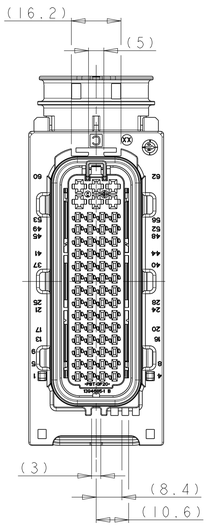

CODING D
Kodierung D

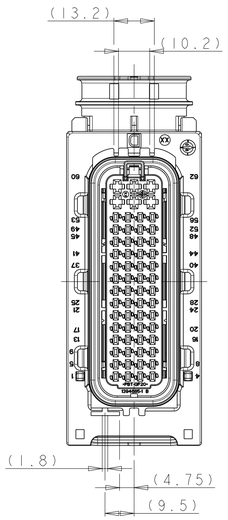

NOTES
Bemerkungen

1. TYCO ELECTRONICS (=TE) LOGO AND TE NUMBER, SUNK
Tyco Electronics (=TE) Logo und TE Nummer, vertieft

2. CAVITY NUMBERING
Kammerbezeichnung

3. PRODUCTION DATE
Produktionsdatum

4. MATERIAL MARKING ACC.TO VDA 260
Werkstoffkennzeichnung nach

5. LAYER PACKAGING IN CORRUGATED BOX
Lagenverpackung im Versandkarton

6. FITS TO TE COUNTERPART 1.5MM/2.8MM TAB HEADER, 2x62POS 1-1823504-1 AND INTERFACE DRAWING 114-18617 REV. A2
Passend zu TE Gegenstecker 1,5/2,8mm Messerleiste, 2x62pol. 1-1823504-1 und Ausführungsvorschrift 114-18617 Rev. A2

7. CAVITIES MATED WITH AMP MCP1.5K
SEE PRODUCT GROUP DRAWING
TE NO: 1241436
MAX. WIRESIZE: 1,5mm² FLR
AWG 16 TXL
Kontaktkammern passend fuer AMP MCP1.5K
siehe Produkt-Gruppenzeichnung
TE Nr. 1241436
max. Drahtgroessenbereich: 1,5mm² FLR
AWG 16 TXL

8. CAVITIES MATED WITH AMP MCP2.8
SEE PRODUCT GROUP DRAWING
TE NO: 1355036
MAX. WIRESIZE: 2,5mm² FLR
AWG 12 TXL
Kontaktkammern passend fuer AMP MCP2.8
siehe Produkt-Gruppenzeichnung
TE Nr. 1355036
max. Drahtgroessenbereich: 2,5mm² FLR
AWG 12 TXL

9. SLIDING DISTANCE OF SECONDARY LOCKING
Verschiebeweg der Zweiten Kontaktsicherung

10. DESIGNED FOR CORRUGATED TUBE NW26
Ausgelegt für Wellrohr NW26

11. MATED WITH COVER TE No. 1823500
Passend zu Kappe TE Nr. 1823500

12. WARPAGE TO ..... PERMITTED
Verzug zulässig bis .....

13. MAX. CABLE TIE WIDTH: 5 mm
max. Kabelbinderbreite: 5 mm

14. MALFUNCTION CAUSED BY LACQUER IS NOT COVERED BY TE WARRENTY
Funktionsbeeintraechtigung durch Lackieren liegt nicht im Einfluss und Gewaehrleistungsumfang von TE

B1 15. POSSIBLE ALTERNATE MATERIAL PA66-GF30 WILL BE SHOWN ON MARKING (MATERIAL MARKING IS NOT VISIBLE ON ASSEMBLED PART)
Mögliches alternatives Material PA66-GF30 wird mit der Materialkennzeichnung angezeit. (Materialkennzeichnung ist beim assemblierten Teil nicht sichtbar)

	4-1823498-1	3-1823498-1	2-1823498-1	1-1823498-1	TE ORDER-NO. TE Bestell-Nr.				REV.
	2	2	2	2	STAINLESS rostfrei	ZINC PLATED, PASSIVATED verzinkt, passiviert	GUARDCAM Klemmscheibe	A	11
B1	1	1	1	1	15 PA6-GF30	BLACK schwarz	SLIDE, LH Schieber, links	A	10
B1	1	1	1	1	15 PA6-GF30	BLACK schwarz	SLIDE, RH Schieber, rechts	A	9
	1	1	1	1	SILICONE	ORANGE orange	SEAL Dichtung	A	8
	1	1	1	1	PA6-GF30	YELLOW gelb	SEC. LOCKING. DEVICE zweite Kontaktsicherung	C	7
	1	1	1	1	PBT-GF20	BLACK schwarz	CAVITY BLOCK Kontaktgeh.	B	6
	1	1	1	1	PBT-GF20 V-0	RED rot	LEVER Hebel	B	5
	1				PBT-GF20 V-0	GREEN grün	REC. HOUSING, CODE D Buchsengeh., Code D	B	4
		1			PBT-GF20 V-0	BLUE blau	REC. HOUSING, CODE C Buchsengeh., Code C	B	3
			1		PBT-GF20 V-0	DUSTY GREY staubgrau	REC. HOUSING, CODE B Buchsengeh., Code B	B	2
				1	PBT-GF20 V-0	BLACK schwarz	REC. HOUSING, CODE A Buchsengeh., Code A	B	1
					MAT.	COLOUR/Farbe SURFACE/Oberfl.	DESCRIPTION Beschreibung	REV.	ITEM

THIS DRAWING IS A CONTROLLED DOCUMENT.

DIMENSIONS: mm

TOLERANCES UNLESS OTHERWISE SPECIFIED:
n. ISO 8015
n. DIN 16901 - 140
0-PLC ±
1-PLC ±
2-PLC ±
3-PLC ±
4-PLC ±
ANGLES ±2°

MATERIAL: SEE TABLE siehe Tabelle

FINISH: SEE TABLE siehe Tabelle

DWN	V.Deas	23MAR2009
CHK	F.Eltrop	26MAR2009
APVD	Ch.Eberwein	30MAR2009

PRODUCT SPEC: -

APPLICATION SPEC: 114-18390-1

WEIGHT: 94.3g

TE Connectivity

NAME: AMP MCP 1.5K / AMP MCP 2.8 REC. HOUSING, 62POS., SEALED AMP MCP 1.5K / AMP MCP 2.8

SIZE: A1 | CAGE CODE: 00779 | DRAWING NO: C-1823498 | RESTRICTED TO: -

CUSTOMER DRAWING | SCALE: 1:1 | SHEET 1 OF 1 | REV: B1

4805 (3/13)

printed on 18 Oct 2023 16:10 (India Standard Time) from TE\40403