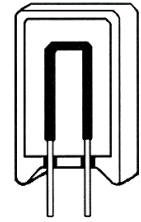


- Features:
- Flameproof inorganic construction
  - High temperature potting compound
  - LVM – Low resistance wire or ribbon element
  - NVM – Non-inductively Ayrton Perry winding
  - WVM – Precision wirewound element
  - RoHS compliant, lead-free and halogen-free

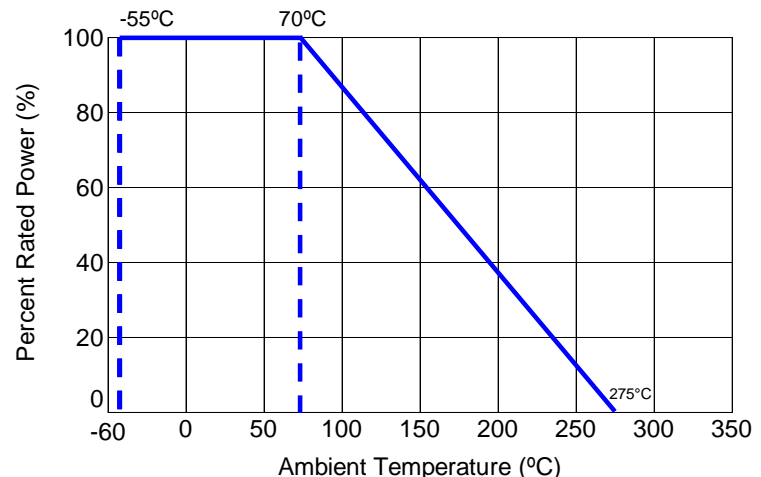


Electrical Specifications							
Type/Code	Power Rating (Watts) @ 70°C	Voltage Rating	TCR (ppm/°C)	Ohmic Range (Ω) and Tolerance			
				0.5%	1%	5%	10%
LVM5	5W	√PR	±50ppm to ±400ppm depending on value	-	0.01 - 0.1		
LVM7	7W	√PR		-	0.02 - 0.15		
LVM10	10W	√PR		-	0.02 - 0.15		
NVM5	5W	350	<1Ω=±90ppm	-		0.1 - 2.4K	-
NVM7	7W	500	1Ω to 10Ω=±50ppm	-		0.1 - 3.9K	-
NVM10	10W	700	>10Ω=±20ppm	-		0.1 - 3.9K	-
WVM5	5W	350	<1Ω=±90ppm	0.1 - 5K			-
WVM7	7W	500	1Ω to 10Ω=±50ppm	0.1 - 8K			-
WVM10	10W	700	>10Ω=±20ppm	0.1 - 8K			-

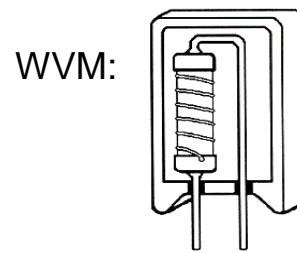
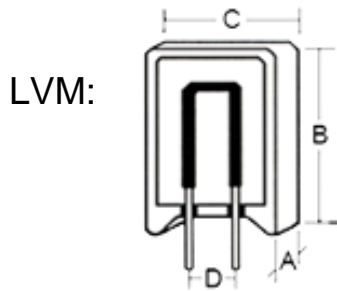
Maximum Working Voltage is limited by √PR unless specified otherwise.  
Resistance Temperature Coefficient Standard

Performance Characteristics	
Test	Test Result
Moisture Resistance	± 5%
Thermal Shock	± 2%
Load Life @ 70°C - 1,000 hours	± 5%
Resistance to Soldering Heat	± 2%
Short Time Overload - 5xPn for 5 seconds	± 2%
Dielectric Withstanding Voltage	± 2%

Power Derating Curve:



### Mechanical Specifications



Type/Code	A	B	C	D	Lead Diameter	Lead Length	Unit
LVM5, NVM5, WVM5	0.382 ± 0.039 9.70 ± 0.99	0.988 ± 0.059 25.10 ± 1.50	0.520 ± 0.039 13.21 ± 0.99	0.201 ± 0.059 5.11 ± 1.50	0.031 ± 0.002 0.79 ± 0.05	0.138 ± 0.020 3.51 ± 0.51	inches mm
LVM7, NVM7, WVM7	0.382 ± 0.039 9.70 ± 0.99	1.520 ± 0.059 38.61 ± 1.50	0.520 ± 0.039 13.21 ± 0.99	0.201 ± 0.059 5.11 ± 1.50	0.036 ± 0.002 0.91 ± 0.05	0.138 ± 0.020 3.51 ± 0.51	inches mm
LVM10, NVM10, WVM10	0.480 ± 0.039 12.19 ± 0.99	1.374 ± 0.059 34.90 ± 1.50	0.634 ± 0.039 16.10 ± 0.99	0.299 ± 0.059 7.59 ± 1.50	0.036 ± 0.002 0.91 ± 0.05	0.138 ± 0.020 3.51 ± 0.51	inches mm

### RoHS Compliance

Stackpole Electronics has joined the worldwide effort to reduce the amount of lead in electronic components and to meet the various regulatory requirements now prevalent, such as the European Union's directive regarding "Restrictions on Hazardous Substances" (RoHS 3). As part of this ongoing program, we periodically update this document with the status regarding the availability of our compliant components. All our standard part numbers are compliant to EU Directive 2011/65/EU of the European Parliament as amended by Directive (EU) 2015/863/EU as regards the list of restricted substances.

### RoHS Compliance Status

Standard Product Series	Description	Package / Termination Type	Standard Series RoHS Compliant	Lead-Free Termination Composition	Lead-Free Mfg. Effective Date (Std Product Series)	Lead-Free Effective Date Code (YY/WW)
LVM	Ceramic Housed Vertical Mount Low Resistance Resistor (Ribbon Element)	Radial	YES	100% Matte SN	Jan-06	06/01
NVM	Ceramic Housed Vertical Mount Wirewound Resistor (Standard WW)	Radial	YES	100% Matte Sn	Always	Always
WVM	Ceramic Housed Vertical Mount Wirewound Resistor (Precision Wirewound)	Radial	YES	100% Matte Sn	Jan-06	06/01

### "Conflict Metals" Commitment

We at Stackpole Electronics, Inc. are joined with our industry in opposing the use of metals mined in the "conflict region" of the eastern Democratic Republic of the Congo (DRC) in our products. Recognizing that the supply chain for metals used in the electronics industry is very complex, we work closely with our own suppliers to verify to the extent possible that the materials and products we supply do not contain metals sourced from this conflict region. As such, we are in compliance with the requirements of Dodd-Frank Act regarding Conflict Minerals.

## Compliance to “REACH”

We certify that all passive components supplied by Stackpole Electronics, Inc. are SVHC (Substances of Very High Concern) free and compliant with the requirements of EU Directive 1907/2006/EC, “The Registration, Evaluation, Authorization and Restriction of Chemicals”, otherwise referred to as REACH. Contact us for complete list of REACH Substance Candidate List.

## Environmental Policy

It is the policy of Stackpole Electronics, Inc. (SEI) to protect the environment in all localities in which we operate. We continually strive to improve our effect on the environment. We observe all applicable laws and regulations regarding the protection of our environment and all requests related to the environment to which we have agreed. We are committed to the prevention of all forms of pollution.

## How to Order

1	2	3	4	5	6	7	8	9	10
L	V	M	5	J	B	R	1	0	0
Product Series		Size	Power	Tolerance		Packaging		Resistance Value	
LVM	Ribbon Element	5	5W	Code	Tol	Code	Description	Size	Quantity
NVM	Non-inductive	7	7W	D	0.5%	B	Bulk	LVM5, NVM5, WVM5	1,000
WVM	Precision WW	10	10W	F	1%			LVM7, NVM7, WVM7	800
				J	5%			LVM10, NVM10, WVM10	500
				K	10%				
								Resistance Value	
								Four characters with the multiplier used as the decimal holder.	
								"L" used as multiplier of 10 <sup>-3</sup> for any value under 0.1 ohm.	
								0.01 ohm = 10L0	
								0.1 ohm = R100	
								100 ohm = 100R	
								5 Kohm = 5K00	