


Precision Surface Mount Resistors

PCF Series

- Precision metal film technology
- Extended ohmic range 1R - 3M
- Precision to $\pm 0.01\%$ and 5ppm/ $^{\circ}\text{C}$
- TCR grades 50, 25, 15, 10, 5ppm/ $^{\circ}\text{C}$
- Passivated range for superior humidity performance
- Load life stability and humidity to 0.05%



Electrical Data - Standard Range

Type	TCR (ppm/°C)	Power (W)	Limiting Element Voltage (V)	Ohmic Value Range ¹					
				1% & 0.5%	0.25%	0.1%	0.05%	0.01%	
PCF0201	50	0.031	15	49R9-33K	-				
	25			49R9-5K					
PCF0402	50	0.063	25	10R-205K		-			
	25								
	15			-		49R9-33K			
	10					49R9-12K			
	5					49R9-5K			
PCF0603	50	0.063	50	2R-1M		4R7-1M	4R7-332K	-	
	25			-		4R7-332K		24R9-100K	
	15					24R9-15K			
	10								
	5								
PCF0805	50	0.1	100	1R-2M		4R7-2M	4R7-511K	-	
	25			-		4R7-511K		24R9-200K	
	15					24R9-30K ²			24R9-30K
	10								
	5								
PCF1206	50	0.125	150	1R-2M5		4R7-2M5	4R7-511K	-	
	25			-		4R7-1M		24R9-500K	
	15					24R9-50K ²			24R9-50K
	10								
	5								
PCF1210	50	0.2	150	1R-2M5		4R7-2M5	4R7-1M	-	
	25			-		4R7-1M		24R9-500K	
	15					24R9-50K ²			24R9-50K
	10								
	5								
PCF2010	50	0.25	150	1R-3M		4R7-3M	4R7-1M	-	
	25			-		4R7-1M		24R9-500K	
	15					24R9-100K			
	10								
	5								
PCF2512	50	0.5	150	1R-3M		4R7-3M	4R7-1M	-	
	25			-		4R7-1M		24R9-500K	
	15					24R9-100K			
	10								
	5								

Note 1: Standard values E24 or E96. Other values may be available by request.

Note 2: Higher values available on request.

General Note

TT electronics reserves the right to make changes in product specification without notice or liability.
All information is subject to TT electronics' own data and is considered accurate at time of going to print.

Electrical Data - High Power Range

Type	TCR (ppm/°C)	Power (W)	Limiting Element Voltage (V)	Ohmic Value Range *				
				0.5%	0.25%	0.1%	0.05%	0.01%
PCF0603H	50	0.1	75	4R7-1M			4R7-332K	24R9-100K
	25							
	15			4R7-332K				
	10							
	5							
PCF0805H	50	0.125	150	1R-1M		4R7-1M	4R7-511K	24R9-200K
	25							
	15			4R7-1M				
	10			4R7-511K				
	5							
PCF1206H	50	0.25	200	24R9-30K				24R9-500K
	25							
	15			4R7-1M				
	10							
	5							
PCF1210H	50	0.33	200	24R9-50K				24R9-500K
	25							
	15			4R7-1M				
	10							
	5							
PCF2010H	50	0.33	200	24R9-50K				24R9-500K
	25							
	15			4R7-1M				
	10							
	5							
PCF2512H	50	0.75	200	24R9-50K				24R9-2K
	25							
	15			1R-2K		4R7-2K		
	10							
	5							

* Standard values E24 or E96. Other values may be available by request.

Electrical Data - Extended High Power Range

Type	TCR (ppm/°C)	Power (W)	Limiting Element Voltage (V)	Ohmic Value Range *				
				0.5%	0.25%	0.1%	0.05%	0.01%
PCF0603X	50	0.166	100	10R-332K				
PCF0805X	50	0.25	150	10R-500K				
PCF1206X	50	0.333	200	10R-1M				
PCF2512X	50	1	200	1R-100R		4R7-100R		
	25							

Electrical Data - Passivated Range

Type	TCR (ppm/°C)	Power (W)	Limiting Element Voltage (V)	Ohmic Value Range *		
				0.5%	0.25%	0.1%
PCF0402P	50	0.063	25	25R-25K		
	25			49R9-12K		
	15					
PCF0603P	50	0.063	50	25R-332K		
	25			25R-100K		
	15					
PCF0805P	50	0.1	100	10R-800K		
	25			25R-200K		
	15					
PCF1206P	50	0.125	150	10R-1M		
	25			25R-500K		
	15					
PCF2010P	50	0.25	150	10R-1M		
	25			25R-500K		
	15					
PCF2512P	50	0.5	150	10R-1M		
	25			10R-1M		
	15					

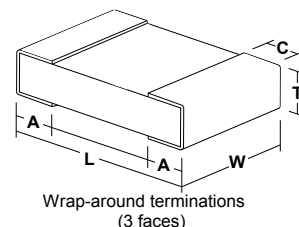
* Standard values E24 or E96. Other values may be available by request.

General Note

TT electronics reserves the right to make changes in product specification without notice or liability.
All information is subject to TT electronics' own data and is considered accurate at time of going to print.

Physical Data

Dimensions (mm) and Weight						
	L	W	T max	A	C	Wt
0201	0.58 ± 0.05	0.29 ± 0.05	0.26	0.15 ± 0.05	0.12 ± 0.05	1
0402	1.0 ± 0.05	0.5 ± 0.05	0.40	0.2 ± 0.1	0.2 ± 0.1	3
0603	1.6 ± 0.2	0.8 ± 0.2	0.55	0.3 ± 0.2	0.3 ± 0.2	6
0805	2.0 ± 0.2	1.25 ± 0.2	0.65	0.4 ± 0.25	0.3 ± 0.2	9
1206	3.05 ± 0.15	1.55 ± 0.15	0.65	0.35 ± 0.25	0.42 ± 0.2	20
1210	3.10 ± 0.15	2.4 ± 0.15	0.50	0.55 ± 0.25	0.4 ± 0.2	25
2010	4.9 ± 0.2	2.4 ± 0.2	0.65	0.5 ± 0.25	0.6 ± 0.3	36
2512	6.3 ± 0.2	3.1 ± 0.2	0.65	0.5 ± 0.25	0.6 ± 0.3	55



Construction

A thin-film material is selectively deposited on a 96% alumina substrate together with metallic contacts at each end of the resistor. The unadjusted resistors are heat treated to give the required TCR and stability, then a precisely controlled laser trim process adjusts the resistance value. Epoxy protection is applied and wrap-around terminations are added and plated with Nickel then Tin. Each resistor is measured immediately before packing into tape.

Terminations

The chips are supplied with 100% Sn matte plated wrap-around terminations suitable for soldering.

Performance Data - Standard Range

Test Parameters	Conditions	Maximum change (+0.05R)		
		≥0.05% tolerance 0603 to 2512	Chip size 0402	0.01% tolerance 0603 to 2512
Load life	1000 hours rated load @ 70°C	0.25%	0.5%	0.05%
Humidity	1000 hours @ 40°C, 90 - 95%RH	0.3%	0.3%	0.05%
Short term overload	6.25 x rated Power, or 2 x LEV, for 5 sec	0.5%	0.5%	0.05%
High temperature operation	1000 hours at 125°C	0.25%	0.25%	0.25%
Temperature cycle	5 cycles -55 C, 125°C	0.1%	0.1%	0.05%
Resistance to solder heat	270°C, 10 sec	0.2%	0.2%	0.05%
Solderability	235°C, 2 sec	95% minimum coverage		

Performance Data - High Power Range/Extended High Power Range

Test Parameters	Conditions	Maximum change (+0.05R)
Load life	1000 hours rated load @ 70°C	0.5%
Humidity	1000hrs @ 40°C, 90 - 95%RH	0.5%
Short term overload	6.25 x rated Power, or 2 x LEV, for 5 sec	0.5%
High temperature operation	1000 hours at 155°C	0.5%
Temperature cycle	5 cycles -55°C, 150°C	0.25%
Resistance to solder heat	270°C, 10 sec	0.2%
Solderability	235°C, 2 sec	95% minimum coverage

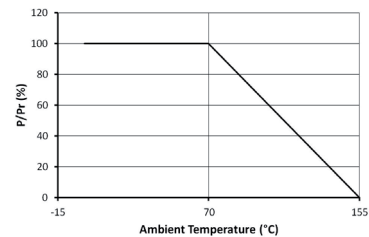
Performance Data - Passivated Range

Test Parameters	Conditions	Maximum change (+0.05R)	
		0603 to 2512	0402
Load life	1000 hours rated load @ 70°C	0.05%	0.25%
Humidity	1000hrs @ 40°C, 90 - 95%RH	0.05%	0.5%
Short term overload	6.25 x rated Power, or 2 x LEV, for 5 sec	0.02%	0.1%
High temperature operation	1000 hours at 125°C	0.05%	0.5%
Temperature cycle	5 cycles -55 C, 125°C	0.02%	0.1%
Resistance to solder heat	270°C, 10 sec	0.02%	0.1%
Solderability	235°C, 2 sec	95% minimum coverage	

General Note

TT electronics reserves the right to make changes in product specification without notice or liability.
All information is subject to TT electronics' own data and is considered accurate at time of going to print.

Derating Curve



Solderability

The terminations have an electroplated nickel barrier and tin coating. This ensures excellent 'leach' resistance properties and solderability.

Packaging

PCF Resistors are supplied taped and reeled as per IEC 286-3.

Application Notes

PCF resistors are ideally suited for handling by automatic methods due to their rectangular shape and the small dimensional tolerances. Electrical connection to a ceramic substrate or to a printed circuit board can be made by reflow or wave soldering of wrap-around terminations.

Wrap-around terminations provide good leach properties and ensure reliable contact. Due to the robust construction, the PCF can be immersed in the solder bath for 30 seconds at 260 C. This enables the resistor to be mounted on one side of a printed circuit board and wire-leaded components applied on the other side.

PCF resistors themselves can operate at a maximum temperature of 125 C (see performance above) (155 C for High Power grades). For soldered resistors, the joint temperature should not exceed 110 C. This condition is met when the stated power levels at 70 C are used.

Ordering Procedure

Example: PCF0603 at 1.54 kilohms 0.1% and 15ppm/°C taped on a reel of 5000 pieces:

PCF 0603 - 11 - 1K54 B I

Type _____

Size _____

Range _____

	Standard
H	High Power
X	Extended Power
P	Passivated

TCR _____

13	5ppm/°C	R	25ppm/ °C
12	10ppm/°C	02	50ppm/ °C
11	15ppm/°C		

Resistance value _____

(IEC62 Code)

Tolerance _____

L	0.01%	C	0.25%
W	0.05%	D	0.5%
B	0.1%	F	1%

Packing _____

I	0201, 0402	10,000/reel	Standard
	0603, 0805, 1206, 1210	5000/reel	
	2010, 2512	4000/reel	
	0402, 0603, 0805, 1206, 2010, 2512	1000/reel	
T1			Please enquire to confirm availability of 1000 piece reels

General Note

TT electronics reserves the right to make changes in product specification without notice or liability. All information is subject to TT electronics' own data and is considered accurate at time of going to print.