THIS DRAWING IS UNPUBLISHED. RELEASED FOR PUBLICATION -,- .
© COPYRIGHT - BY TYCO ELECTRONICS CORPORATION. ALL RIGHTS RESERVED.

LOC	DIST
AF	50

REVISIONS

P	LTR	DESCRIPTION	DATE	DWN	APVD
	P	REVISED PER ECR-10-06099	07JUL10	HMR	PD

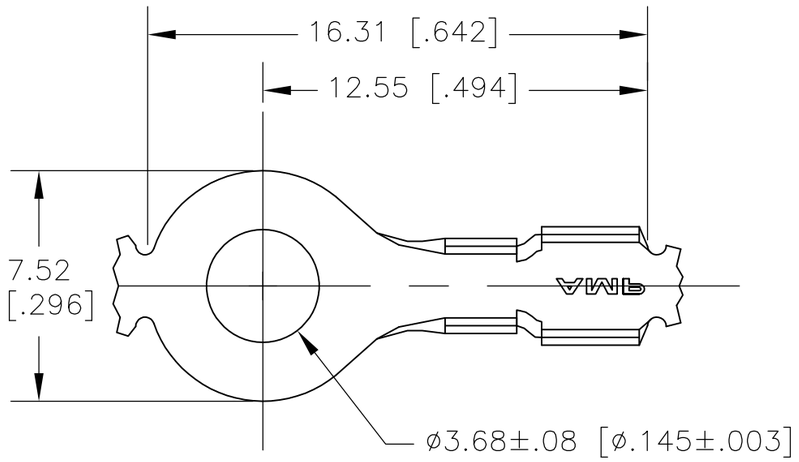

1. CONTINUOUS STRIP ON REELS.
3. WIRE SIZE [22-18] AWG.
4. INSULATION RANGE 1.52-2.79 [.060-.110] DIA.
5. PRELIMINARY - NOT FOR PRODUCTION

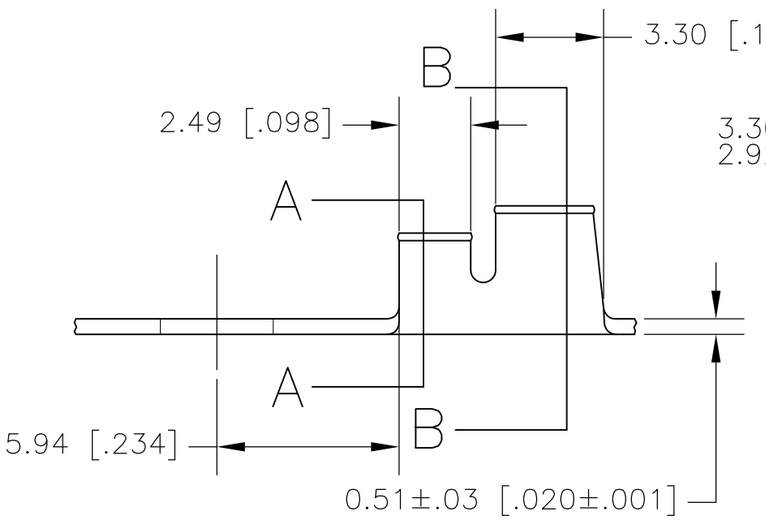

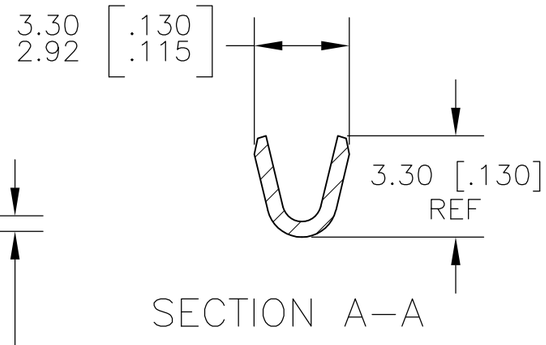

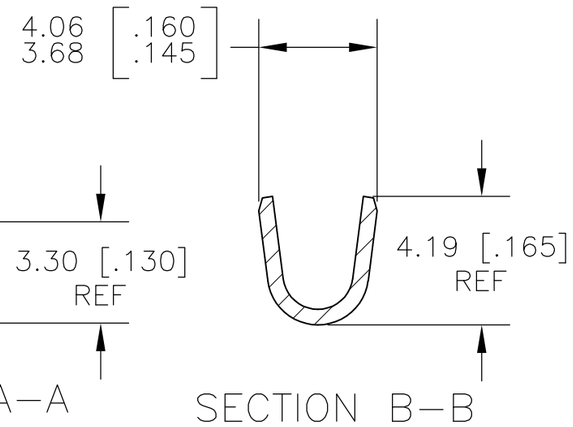

1/2 HARD STAINLESS STEEL	5 40697-2
082 BRASS	40697
MATERIAL	PART NUMBER

THIS DRAWING IS A CONTROLLED DOCUMENT.

DIMENSIONS: INCHES

TOLERANCES UNLESS OTHERWISE SPECIFIED:

0 PLC	± -
1 PLC	± -
2 PLC	± 0.38 [.015]
3 PLC	± -
4 PLC	± -
ANGLES	± -

MATERIAL: SEE TABLE

FINISH: TIN

DWN	JR RUTH	17NOV00
CHK	MS FEHER	17NOV00
APVD	D DECKER	17NOV00
PRODUCT SPEC	—	
APPLICATION SPEC	—	
WEIGHT	—	

CUSTOMER DRAWING

Tyco Electronics

Tyco Electronics Corporation
Harrisburg, Pa 17105-3608

NAME: RING TONGUE

SIZE	CAGE CODE	DRAWING NO	RESTRICTED TO
A3	00779	C-40697	—

SCALE	SHEET	OF	REV
5:1	1	1	P