


PowerPole® Connectors

Powerpole® connector modules feature a single pole, genderless connector half. This module consists of a color-coded housing and a silver-plated, crimp-type contact. The module is designed to mate with another identical module. The housing is durable, high-impact resistant polycarbonate (UL94V rated resin). An internal stainless steel leaf spring forces

contacts to maintain constant pressure. The contacts are sold separately and are made from highly conductive silver-plated copper. UL recognized file No. E26226. CSA certified file No. LR25154. Powerpole® is a registered trademark of Anderson Power Products.

ISO 9001 Certified

PP15/45 Connectors



▶ 0.32" x 0.32" x 0.97" Housing
▶ 1.63" Length for a Mated Set

Stock No.	Mfr.'s Type	Color	EACH	
			1-99	100-999
803-0100	1327G6	Black	.31	.24
803-0101	1327G8	Blue	.37	.28
803-0102	1327G21	Brown	.37	.28
803-0103	1327G18	Gray	.37	.28
803-0104	1327G5	Green	.37	.28
803-0105	1327G17	Orange	.51	.40
803-0108	1327	Red	.37	.28
803-0109	1327G7	White	.37	.28
803-0110	1327G16	Yellow	.37	.28

Contacts 15 to 45 Amp

Stock No.	Mfr.'s Type	Description	Wire AWG	EACH	
				1-99	100-999
803-0120	1332	For 15 Amp	16-20	.30	.21
803-0125	1331	For 30 Amp	12-16	.27	.19
803-5522	261G2LPBK	For 45 Amp	10	.41	.35

Contacts 25 Amp PCB

Stock No.	Mfr.'s Type	Description	Wire AWG	EACH	
				1-99	100-999
803-0126	1377G4	Straight 1.72"	—	.69	.60
803-0127	1377G3	Straight 2.16"	—	.69	.60
803-0128	1377G2	Right Angle .400	—	.69	.60
803-0129	1377G1	Right Angle .700	—	.69	.60

PP75 Connectors

▶ 0.63" x 0.63" x 1.88" Housing
▶ 3.20" Length for Mated Set

Stock No.	Mfr.'s Type	Color	EACH	
			1-24	25-99
803-0200	5916G4	Black	1.07	.83
803-0202	5916	Blue	1.25	.97
803-0206	5916G6	Green	1.45	1.12
803-0208	5916G7	Red	1.45	1.12
803-0210	5916G5	White	1.45	1.12

Contacts 75 Amp

Stock No.	Mfr.'s Type	Description	EACH	
			1-24	25-99
803-0215	5900	For 6 AWG wire	.78	.61
803-0220	5915	For 10-12 AWG wire	1.54	1.20

Tools 15 to 45/75 Amp Connectors

Stock No.	Mfr.'s Type	Description	EACH
803-0300	111038G2	Insertion/extraction tool 15/30/45, 12-20 AWG, 4 pt. crimp tool, non-cycle and cycle controlled	18.71
803-0311	1351G1	75A/50A, 6-10 AWG, 4 pt. crimp tool, cycle controlled	161.52
803-0326	1352G1		204.02

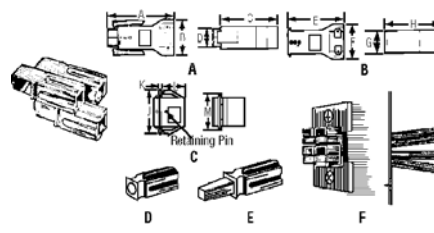
PP120 Connectors

Stock No.	Mfr.'s Type	Description	EACH
803-1319	1319G6	PP120 Contacts, 6 AWG	3.52
803-1329	1319G4	PP120 Contacts, 4 AWG	3.52
803-1339	1319	PP120 Contacts, 2 AWG	2.67

PP120 Housings

Stock No.	Mfr.'s Type	Description	EACH
803-1321	1321	PP120, Housing — Blue	4.52
803-1301	1321G1	PP120, Housing — Black	4.71
803-1311	1321G2	PP120, Housing — White	4.52
803-1331	1321G3	PP120, Housing — Red	4.52
803-1341	1321G4	PP120, Housing — Green	4.52

Power Pole® PAK and Accessories



The connector modules have dovetail locking grooves molded into the housing. The housing can be assembled to form a multi-pole connector.

Powerpole® PAK, 15 to 45 Amp

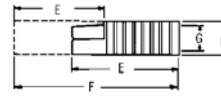
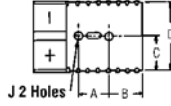
Stock No.	Mfr.'s Type	Fig.	Description	EACH	
				1-24	25-99
803-0140	1460G1	A	4 Pole plug housing with latch	1.24	.97
803-0142	1460G2	A	6 Pole plug housing with latch	1.53	1.19
803-0144	1461G1	B	4 Pole plug housing without latch	1.36	1.06
803-0146	1461G2	B	6 Pole plug housing without latch	1.53	1.19
803-0148	1470G1	C	4 Pole snap-in receptacle**	1.31	1.03
803-0150	1470G2	C	6 Pole snap-in receptacle**	1.61	1.26
803-0152	1399G1	D	Short spacer key, red	.58	.47
803-0153	1399G2	E	Long spacer key, red	.36	.28
803-0155	115G1	—	Cable clamp hardware pack (4 hole)	.88	.70
803-0156	115G2	—	Cable clamp hardware pack (6 hole)	1.01	.79
803-0158	110G9	—	Snap-in receptacle retaining pin	.21	.13

*Panel knockout size 1.00" x 1.25". **Panel knockout size 1.00" x 1.62".

Stock No.	Mfr.'s Type	Fig.	Description	PER SET	
				1-24	25-99
803-0160	1462G1	F	Bulkhead 2 or 4 pole mounting clamps (set/2)	3.03	2.40
803-0162	1462G2	F	Bulkhead 3 or 6 pole mounting clamps (set/2)	3.03	2.40
803-0164	110G16	—	Retaining pin — 1 row of housings	.29	.24
803-0165	110G17	—	Retaining pin — 2 row of housings	.31	.26

The SB® Series Connector

2 pole 50, 175, 350 Amp, 600 Volt Connectors



Dimensions

Mfr.'s Type	A		B		C		D		E		F		G		H		J dia.	
	In.	mm	In.	mm	In.	mm	In.	mm	In.	mm	In.	mm	In.	mm	In.	mm	In.	mm
SB 50	0.750	19.0	0.250	6.4	0.718	18.2	1.437	36.5	1.875	47.6	3.187	80.9	0.453	11.5	0.625	15.9	0.144	3.7
SB 175	1.125	28.5	0.437	11.0	1.093	27.8	2.187	55.6	3.125	79.4	5.250	133.3	0.750	19.0	1.000	25.4	0.265	6.7
SB 350	1.125	28.5	1.375	35.0	1.375	35.0	2.750	69.8	4.250	108.0	7.187	182.6	1.062	27.0	1.312	33.3	0.265	6.7

- ▶ Single Piece Housing — Unitized Construction Provides Industrial Quality Durability
- ▶ Individually Replaceable Contacts — Enables Safe Replacement of Contacts
- ▶ Spring Loaded Silver Plated Contoured Contacts — Self-Wiping Cleaning Action Assures Greater Conductivity and Longer Life
- ▶ Polycarbonate Housing — Non-Conductive Material Can Be Used Safely With Industrial Batteries
- ▶ Mechanically Keyed and Color Identified — Prevents Mismatching of Voltage

The SB® Connector was designed by Anderson Power Products® and has 30 years performance on electric vehicles. Other applications include quick disconnect for computer systems, uninterruptible power and power distribution systems.

SB® 50 Series Connectors 2-Pole

Stock No.	Mfr.'s Type	Color	Wire AWG	Cable Well Dia.		EACH
				In.	mm	
803-0400	6319	Gray	6	0.221	5.613	4.77
803-0402	6319G1	Gray	10-12	0.136	3.454	5.30
803-0404	6331G1	Red	6	0.221	5.613	4.77
803-0406	6331G2	Red	10-12	0.136	3.454	4.54

Housings with Springs (No Contacts)

803-0408	992	Gray	—	—	—	2.51
803-0410	992G1	Red	—	—	—	2.85

SB® 50 Series Connectors 2-Pole (continued)

Stock No.	Mfr.'s Type	Color	Wire AWG	Cable Well Dia.		EACH
				In.	mm	
803-0412	903G1	—	6	0.221	5.613	2.30
803-0414	904G1	—	10-12	0.136	3.454	2.29

SB® 175 Series Connectors 2-Pole

Stock No.	Mfr.'s Type	Color	Wire AWG	Cable Well Dia.		EACH
				In.	mm	
803-0416	6325G1	Gray	1/0	0.437	11.099	8.47
803-0418	6326G1	Blue	1/0	0.437	11.099	8.96
803-0420	6327G1	Orange	1/0	0.437	11.099	8.96
803-0422	6328G1	Yellow	1/0	0.437	11.099	8.96
803-0424	6329G1	Red	1/0	0.437	11.099	8.96

Contacts (Sets/2)

803-0436	944	—	1/0	0.437	11.099	5.74
----------	-----	---	-----	-------	--------	------

SB® 350 Series Connectors 2-Pole

Stock No.	Mfr.'s Type	Color	Wire AWG	Cable Well Dia.		EACH
				In.	mm	
803-0450	6320G1	Gray	2/0	0.484	12.294	12.80
803-0454	6320G2	Gray	4/0	0.641	16.281	12.80

SB® 350 Series Connectors 2-Pole (continued)

Stock No.	Mfr.'s Type	Color	Wire AWG	Cable Well Dia.		EACH
				In.	mm	
803-0458	6321G1	Blue	2/0	0.484	12.294	12.80
803-0460	6321G5	Blue	3/0	0.578	14.681	12.80
803-0466	6322G1	Red	2/0	0.484	12.294	12.80
803-0470	6322G2	Red	4/0	0.641	16.281	12.80
803-0474	6323G1	Yellow	2/0	0.484	12.294	12.80
803-0478	6323G2	Yellow	4/0	0.641	16.281	12.80

Contacts (Sets/2)

803-0500	907	—	2/0	0.484	12.294	10.39
803-0502	916	—	3/0	0.578	14.681	11.54
803-0504	908	—	4/0	0.641	16.281	11.54

Crimp Tools

Stock No.	Mfr.'s Type	For Use With	Description	EACH
803-0326	1352G1	SB® 50 Series	Manual Hand Tool	204.02
803-0508	1368	SB® 175/350 Series	Hydraulic Hand Tool	2840.02