

PDF Technical File

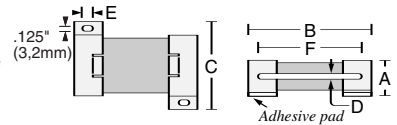

Visitors to this web site are authorized to download this information for reprints or electronic transfer to their technical reference files.

flat cable clamp

WITH SPLIT END CAPS, ADHESIVE MOUNT. Ferrite assembly press-fitted into a pair of nylon end caps with adhesive foam mounting pads. Two sizes accommodate flat cables up to 64-conductor width.

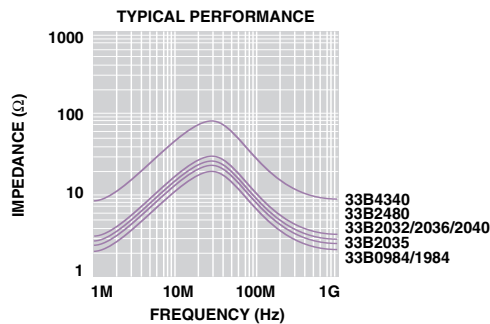
Very effective from 1 MHz to 60 MHz with a peak attenuation at 30 MHz.

For typical impedance curve comparisons to other material formulations, see page 37; and for specific impedance curves see page 36, bottom.



PART No.	w/o Adhesive	A	B	C	D	E	F	IMPEDANCE IN OHMS
SA33B2480	SE33B2480	.655 16,6	2.570 65,3	1.829 46,5	.060 1,5	.245 5,7	2.047 52,0	31 @ 30 MHz
SA33B4340	SE33B4340	.655 16,6	4.460 113,3	1.829 46,5	.104 2,6	.245 5,7	3.240 82,3	79 @ 30 MHz

For specific performance by part number, find the alpha-numeric designation on the charts below according to the last seven digits of each catalog part number; i.e., for part number "CS28B1937" see "28B1937" on the chart.



For further technical information, please contact us at:

FerriShield[®] INC.
Interference Control Components

Mulberry Professional Plaza • 426 Mulberry Street * Suite 300 • Scranton, PA 18503
Tel: 570.961.5617 • Fax: 570.969.6274 • e-mail: info@ferrishield.com

www.ferrishield.com

ISO 9001:2000 registered

Mouser Electronics

Authorized Distributor

Click to View Pricing, Inventory, Delivery & Lifecycle Information:

[LeaderTech:](#)

[SE33B4340](#) [SA33B4340](#) [SE33B2480](#) [SA33B2480](#)