

AM-530

True-rms Electrical Contractor Multimeter

AM-500 Digital Multimeter Series

The Amprobe AM-530 is the fully-featured multimeter of choice for the professional electrical contractor. Measure and verify presence of voltage in order to connect equipment or to perform repairs, run new wiring, check continuity of electrical connections, identify blown fuses, troubleshoot motors or check transformers. The AM-530 features true-rms sensing to accurately measure voltage on systems affected by harmonics, a built in flashlight to detect wire colors in the dark, a "third hand" probe holder and VolTect™ non-contact voltage detection.

- Voltage up to 750Vac and 1000Vdc, ac/dc current, resistance, frequency, capacitance, and temperature
- True-rms
- VolTect™ Non-contact voltage detection
- Audible continuity
- Diode test
- Data hold
- Max/min memory
- Relative zero mode
- Built-in test leads storage and "third hand" test lead holder
- Auto and manual ranging
- Auto power off
- Low battery warning
- Safety rated: CAT III 600V









AM-530 DETAILED SPECIFICATIONS

Specifications	Range	Best Accuracy
True-rms	Yes	
AC Voltage	400 mV 4.000 / 40.00 / 400.0 / 600 V	$\pm(1.0 \% \text{ Rdg} + 3 \text{ LSD}) @ 45 \text{ Hz to } 400 \text{ Hz}, 4 \text{ V to } 400 \text{ V ranges}$
DC Voltage	400mV 4.000 / 40.00 / 400.0 / 600 V	$\pm(0.8 \% \text{ Rdg} + 1 \text{ LSD}) @ 4 \text{ V to } 400 \text{ V ranges}$
Resistance	400.0 Ohms 4.000 / 40.00 / 400.0 kOhms 4.000 / 40.00 MOhms	$\pm(1.0 \% \text{ Rdg} + 2 \text{ LSD}) @ 4 \text{ kOhms to } 400 \text{ kOhms ranges}$
AC Current	400.0 / 4000 μA 40.00 / 400.0 mA 4.000 / 10.00 A	$\pm(1.2 \% \text{ Rdg} + 3 \text{ LSD})$
DC Current	400.0 / 4000 μA 40.00 / 400.0 mA 4.000 / 10.00 A	$\pm(1.0 \% \text{ Rdg} + 2 \text{ LSD})$
Frequency	10 Hz to 10 MHz	$\pm(0.1 \% \text{ Rdg} + 4 \text{ LSD})$
Capacitance	40.00 / 400.0 nF 4.000 / 40.00 / 400.0 / 4000 μF	$\pm(3.0 \% \text{ Rdg} + 5 \text{ LSD}) @ 400 \text{ nF to } 40 \mu\text{F ranges}$
Temperature	-40 °F to 1832 °F -40 °C to 1000 °C	°F: $\pm(1.8 \% \text{ rdg} + 6 \text{ °F}) @ >32 \text{ °F to } 212 \text{ °F}$ °C: $\pm(1.2 \% \text{ rdg} + 3 \text{ °C}) @ >0 \text{ °C to } 100 \text{ °C}$
Number of temperature inputs	Single Thermocouple	

For more detailed specifications see instruction manual.

AM-500 SERIES SELECTION GUIDE

			AM-500	AM-510	AM-520	AM-530	AM-560	AM-570
MULTIMETER TYPE			Autoranging	Com / Res	HVAC	Electrical	Adv. HVAC	Industrial
Application:								
Functions	Safety Rating	Safety	CAT III 600V	CAT III 600V	CAT III 600V	CAT III 600V	CAT IV 600V CAT III 1000V	CAT IV 600V CAT III 1000V
	Measure voltage in noisy environments	True-rms				■		■
	Electrical panels, AC outlets	AC Voltage (V)	600	600	600	600	1000	1000
	DC systems, auto/marine batteries	DC Voltage (V)	600	600	600	600	1000	1000
	AC Current - electrical panels, appliances	AC Current (A)	10	10	10	10	10	10
	DC Current - electronics, DC motors	DC Current (A)	10	10	10	10	10	10
	Specified resistance and continuity	Resistance (MOhms)	20	40	40	40	60	60
	Flame sensors	Micro Amps	■	■	■	■	■	■
	Diodes in ac to dc converters	Diode test	■	■	■	■	■	■
	Fuses, light bulbs, wire connections	Continuity	■	■	■	■	■	■
	Household batteries	Battery test	■	■				
	Motor startup or run capacitors	Capacitance		■	■	■	■	■
	Frequency verification	Frequency		■	■	■	■	■
	VolTect™ Non-contact voltage detection	Non-contact voltage		■	■	■	■	■
	Electrical load-time on vs. time off	Duty cycle		■			■	■
	Temp of air vents, fuses, transformers	Temperature inputs			1	1	2	2
Features	Automatically selects measurement range	Autoranging	■	■	■	■	■	■
	Manually select measurement range	Manual ranging		■	■	■	■	■
	Voltage on variable frequency drives	Low pass filter					■	■
	Detect stray voltages	Low Z						■
	Dimly lit areas	Built-in flashlight		■	■	■	■	■
Display	Meter resolution	LCD Counts	2,000	4,000	4,000	4,000	6,000	6,000
	Dimly lit areas	Backlight		■	■	■	■	■
	Monitoring fast changing signals	Bar graph			■	■	■	■
	Two relative measurements on one screen	Dual display					■	■
Events	Data memory	Data hold	■	■	■	■	■	■
	Difference between two measurements	Relative reading		■	■	■	■	■
	Max/min peak measurement	Max/min hold			■	■	■	■
	Specialized signal measurements	Peak hold (crest)					■	■

INCLUDED ACCESSORIES

Model	Batteries (Installed)	Test Leads	Temperature Probe	Temperature Adaptor	Velcro Strap	Carrying Case	User's Manual
AM-500	AAA x2	■					■
AM-510	9V (6F22) x1	■					■
AM-520	9V (6F22) x1	■	K-type probe x1		■	■	■
AM-530	9V (6F22) x1	■	K-type probe x1		■	■	■
AM-540	9V (6F22) x1	■	K-type probe x2	■	■	■	■
AM-550	9V (6F22) x1	■	K-type probe x2	■	■	■	■

Amprobe®

info@amprobe.com
Everett, WA 98203
Tel: 877-AMPROBE (267-7623)

Amprobe® Europe

In den Engematten 14,
79286 Glottertal, Germany
Tel.: +49 (0) 7684 8009 - 0

Mouser Electronics

Authorized Distributor

Click to View Pricing, Inventory, Delivery & Lifecycle Information:

[AMPROBE:](#)

[AM-530](#)