PRODUCT NUMBER

6 4 9 9 2 - X X X - X X X X X LF

- PLATING NOTE 12
  - S= 15µ"[0.38µm]GOLD/GXT ON CONTACT AREA 100µ"[2.54µm]PURE TIN ON TAIL
  - G= 30µ"[0.76µm]GOLD/GXT ON CONTACT AREA 100µ"[2.54µm]PURE TIN ON TAIL
- POSITIONS PER ROW 13 POS.
- TAIL LENGTH 5= .125/3.18
- POLARIZATION NOTE 8
- RETENTION R= RETENTION LEG NOTE 6
- LEAD FREE OPTION NOTE 9,11

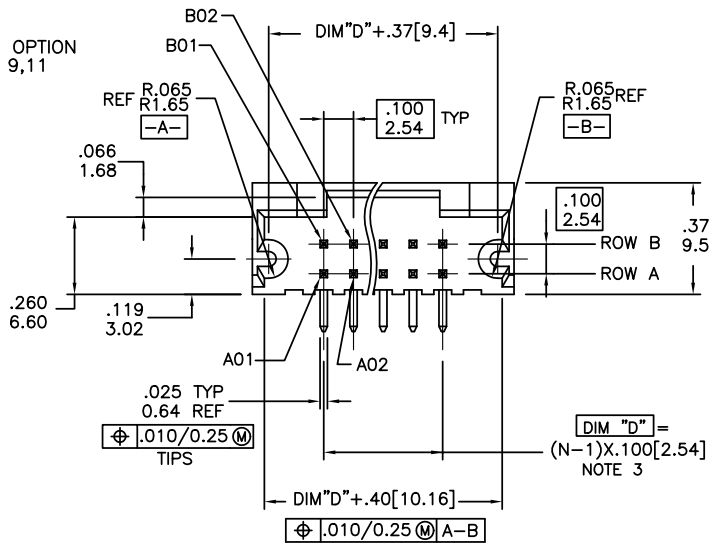

NOTES:

1. HOUSING MAT'L: HIGH TEMPERTURE THERMOPLASTIC. UL94V-0 COLOR: BLACK
2. PIN MATERIAL: PHOSPHOR-BRONZE
3. TO DETERMINE DIMENSIONS: N= NUMBER OF POSITIONS PER ROW. EXAMPLE: 13 POS., (N-1)x.100/2.54=1.200/30.48
4. 3LBS./1.36 KG MIN. RETENTION IN EITHER DIRECTION.
5. PACKAGED IN TRAYS.
6. RETENTION LEG: 5LB/2.3KG MAX INSERTION FORCE AND .25LB./1KG MIN RETENTION FORCE PER RETENTIVE PIN USING .062/1.57 THICK CIRCUIT BOARD AND RECOMMENDED HOLE PATTERN. RETENTIVE LOCATION AT THE DISCRETION OF THE MANUFACTURER. RETENTION IS TWO PINS PER PART ADJACENT TO ONE ANOTHER. IF FEATURE IS NOT APPLICABLE, REMOVE FROM PRODUCT NUMBER.
7. UNDER PLATING: .050µ"/1.2µm Ni.
8. FOR POLARIZATION SPECIFY POSITION NUMBER (i.e.. A03=ROW A POS. 3) TO OMIT PIN. IF FEATURE IS NOT APPLICABLE, REMOVE FROM PRODUCT NUMBER.
9. ADD "LF" SUFFIX AT THE END OF PART NUMBER FOR LEAD FREE OPTION.
10. THE HOUSING WILL WITHSTAND EXPOSURE TO 260°C PEAK TEMPERATURE FOR 15 SECONDS IN A WAVE SOLDER APPLICATION WITH A 1.5mm MINIMUM THICK CIRCUIT BOARD. SEE APLICATION NOTES/PROCEDURES IF THEY ARE AVAILABLE.
11. THIS PRODUCT MEETS EUROPEAN UNION DIRECTIVES AND OTHER COUNTRY REGULATION AS DESCRIBED IN GS-22-008.
12. PLATING OPTIONS: MAY BE EITHER GOLD OR GXT PLATED AT MANUFACTURER'S OPTION.
13. PRODUCT SPEC: BUS-12-009

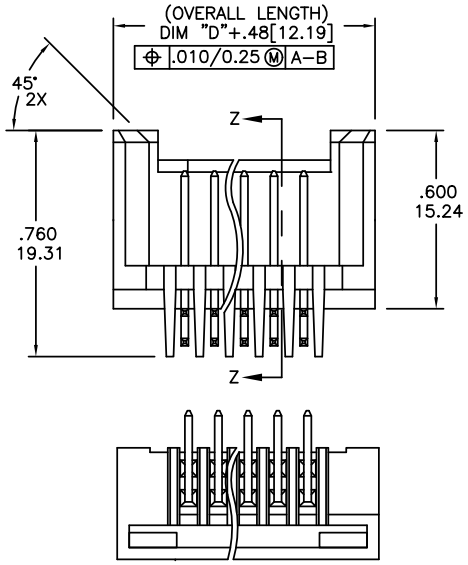

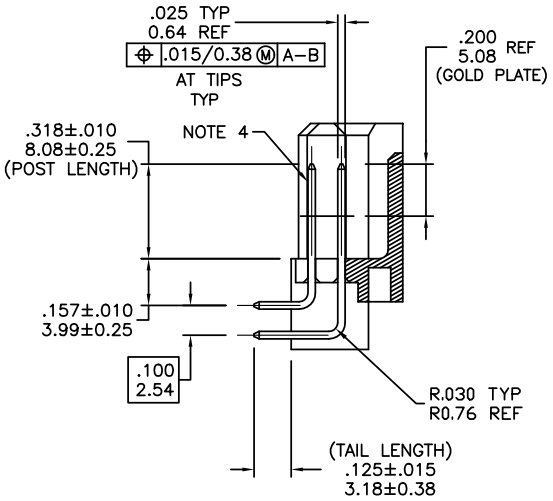

SECTION Z-Z

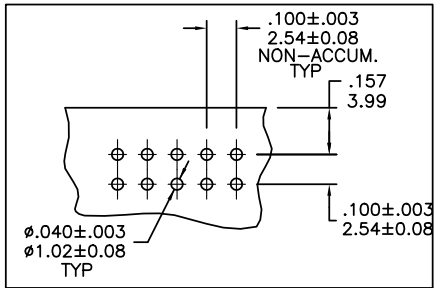

RECOMMENDED HOLE PATTERN

mat'l. code				surface ISO 1302	tolerance ISO 406 ISO 1101	projection	product family HEADER
ltr	ecn nodr		date	tolerances unless otherwise specified:			title
K	ELX-N-006152	ZK	09/20/11	angles	linear .XX±.01/.X±0.3 .XXX±.005/.XX±0.13 .XXXX±.0020/.XXX±0.051	INCH/MM	.100/2.54mm GUIDE PIN SHROUDED R/A HEADER
E	M07-0246	MHT	5/30/07	0°±2°		scale 1:1	
F	M09-0059	MHT	4/16/09	dr	O. INGRAM	6/23/99	dwg no 64992 sheet 1 of 1 size A3
G	M09-0099	MHT	7/06/09	engr	H. SUNDY	7/12/99	
H	M09-0136	MHT	9/03/09	chr	H. SUNDY	7/12/99	
J	M09-0154	MHT	9/10/09	appd	H. SUNDY	7/12/99	type Product Customer Drawing
sheet index	revision K						
	sheet 1						

Copyright FCI

FCIconnect.com