5504F1-XXS-01-XX-XX

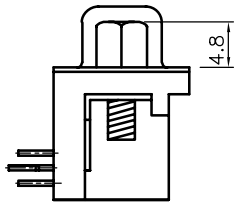

5504F1-XXS-02-XX-XX

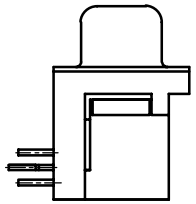

5504F1-XXS-02A-XX-XX

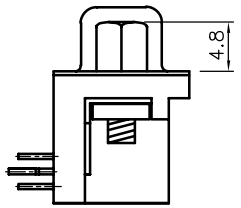

5504F1-XXS-02B-XX-XX

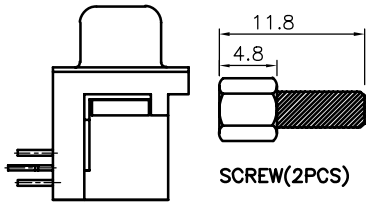

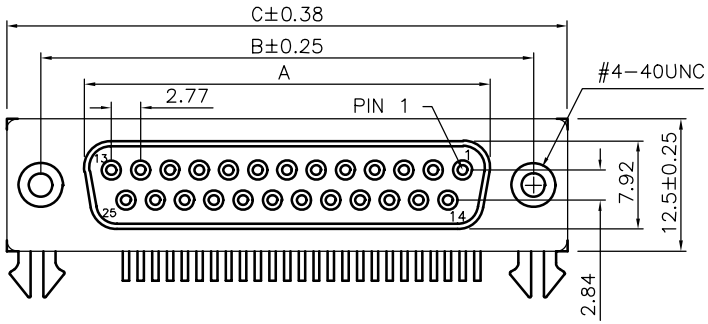

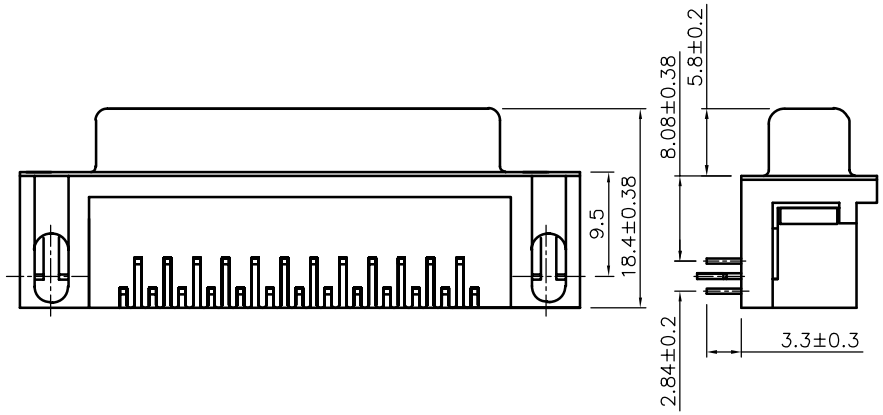

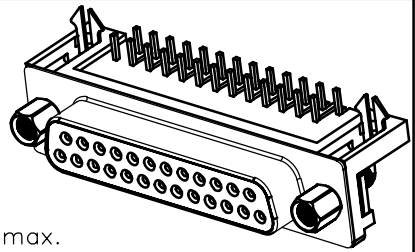

Specifications:
Current Rating:3.0A AC/DC
Voltage Rating:250V AC/DC
Contact Resistance:30m ohm. max.
Insulation Resistance:5,000M ohm. min.
Withstanding Voltage:1,000V AC For One Minute
Operating Temperature Range:-40°C ~ +85°C
Material and Finish
Insulator:PBT(UL 94V-0)
Contact:Copper Alloy
Plating:Gold Plated on Contact Area,
Tin Plated on Solder Tail.
Shell:Metal Iron With Nickel Plated△B

How To Order
5504F1-XXS-XX-XX-XX

- Blank:Black(Standard Color) YL:Yellow;BU:Blue;GN:Green.
- 01:Full Gold plated 03:Selective Gold Plated
- 01:Board Lock/Hex Screw 02:Rivet W/Board Lock 02A:Rivet W/Board Lock/Hex Screw 02B:Rivet W/Board Lock/ Attached Hex Screw
- S:Female
- No.Of Positions
- 8.08mm Footprint

Pos	A	B	C
9	16.33	24.99	30.81
15	24.66	33.32	39.14
25	38.38	47.04	53.04
37	54.83	63.50	69.32

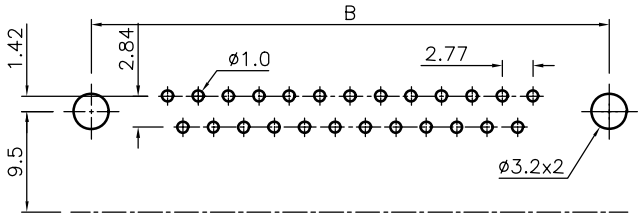

P.C.B. Layout

RoHS Compliant

REV	DATE	FILE	BY
E			
D			
C			
B	09-Jul-2008	ECN-CN080708	Huali
A	13-Aug-2005	(PC0052)	Cel King

DRAWN: Cel King

CHECKED: Jeremy Liu

APPROVAL: Mike Wu

GENERAL TOLERANCE: .X=±0.2 .XX=±0.15

UNIT: mm

SCALE:

SHEET: 1 / 1

PROJECTION:

DESCRIPTION: D-SUB Female 8.08mm Footprint Right Angle Type

PART NO: 5504F1-XXS-XX-XX-XX

SIZE A4