CATALOGUE NUMBER
7434L0435S01

CATALOGUE NUMBER	
7434L0435S01LF	→ LEAD FREE

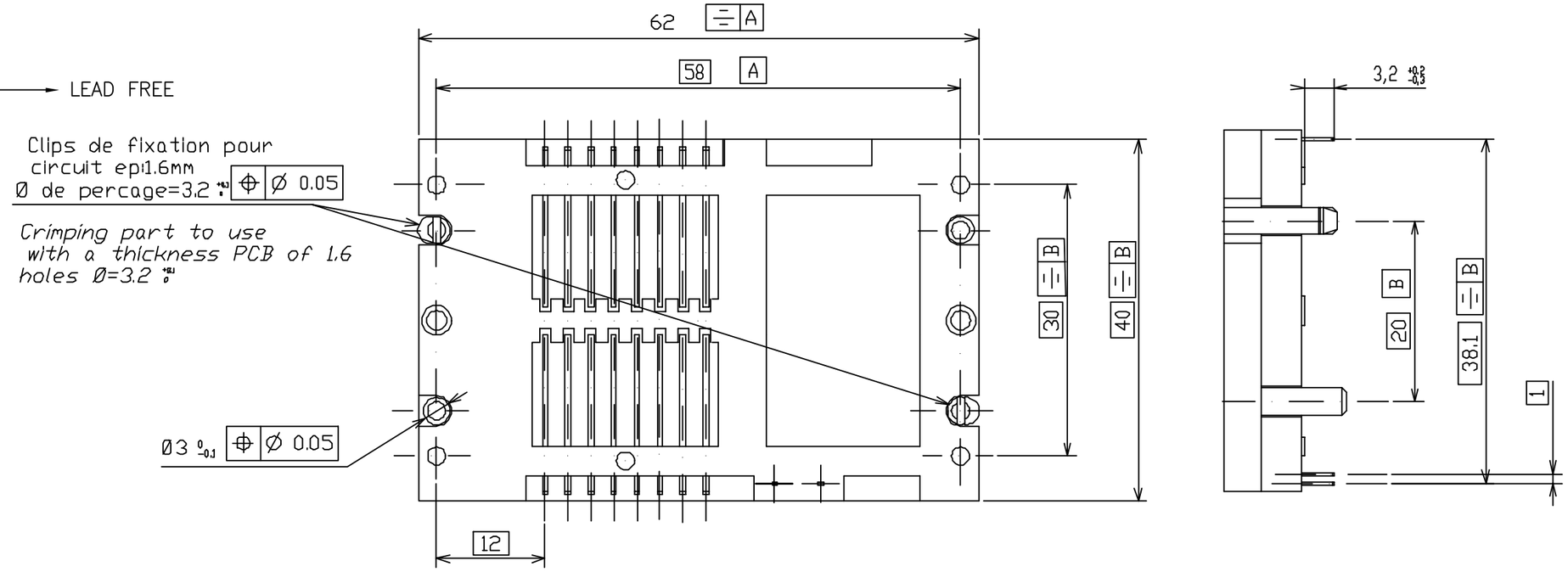

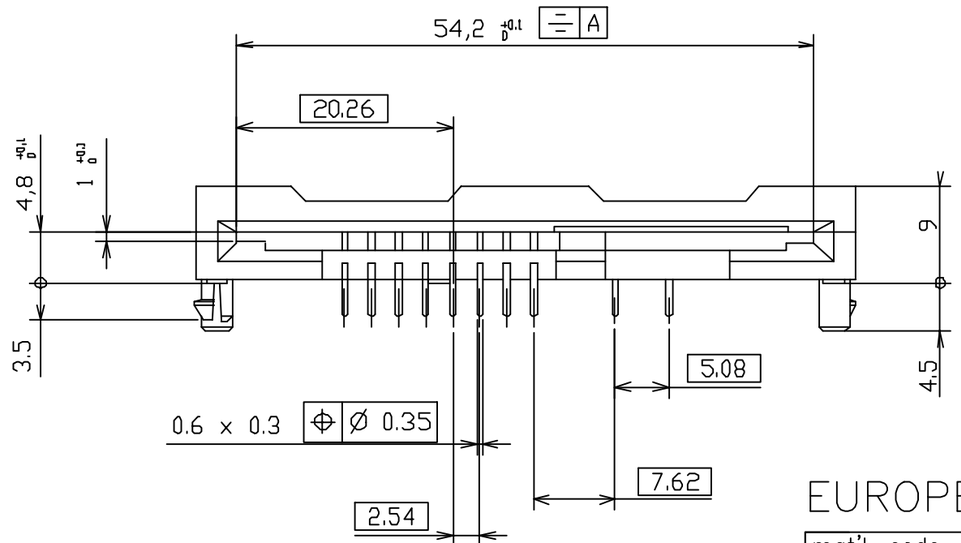

IMPLANTATION C.I
PCB FOOTPRINT

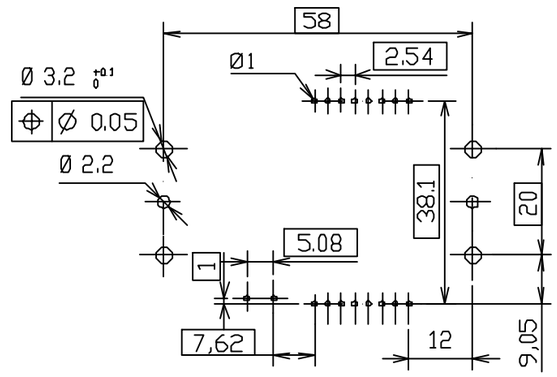

NOTES:

* Contacts : copper alloy
* Plating : gold over nickel
* Solder tails : SnPb(60/40)bare edge allowed
  for lead free : matte tin instead of SnPb
* Housing : thermoplastic UL94V0

Tol.Gen: 0mm a 10mm ±0.1mm
10 a 30mm ±0.15mm
30 a 60mm ±0.2mm
60mm et plus ±0.3mm

"This product meets European Union Directives and other country regulations as described in GS-22-008"

The housing will withstand exposure to 260°C peak temperature for 10 seconds in a wave solder application with a 1.6mm minimum thick circuit board.

EUROPEAN PROJECTION

mat'l. code				tolerances unless otherwise specified			CUSTOMER COPY	FCI ELECTRONICS www.fciconnect.com
ltr	ecn no	dr	date	linear			projection	title L04 VXX 27596
A	F20307	DLE	02.04.29					
B	I05-0071	NT	05.05.26					
				angles				
				dr	D LEGRAND	02.04.29	mm	product family SMART CARD / code 213
				eng	F TISSERAND	02.04.29		size A3 / dwg no VJW 12038
				chr	N.TWINCY	05.05.26	scale	sheet 1 of 1
				app	N.TWINCY	05.05.26		
sheet index	revision sheet							

Tous droits strictement reserves. Reproduction ou communication a des tiers interdite sous quelque forme que ce soit sans authorisation ecrite du proprietaire.
Propriete de c FCI Besancon S. A.
Droits de reproduction FCI Besancon S. A.

All rights strictly reserved. Reproduction or issue to third parties in any form whatsoever is not permitted without written authorizaty from the proprietor.
Property of c FCI Besancon S. A.
Copyright FCI Besancon S. A.

form no. 7530-001-104