THIS DRAWING IS UNPUBLISHED. RELEASED FOR PUBLICATION -,- .
© COPYRIGHT - By - ALL RIGHTS RESERVED.

LOC	DIST
FT	0

REVISIONS

P	LTR	DESCRIPTION	DATE	DWN	APVD
	L3	REVISED PER ECO-13-014390	13SEP2013	KH	MM

MATERIALS:
HOUSING: POLYAMIDE, UL94V-0
TERMINALS: COPPER ALLOY, TIN PLATED
SCREWS: STEEL, ZINC PLATED, EXCEPT WHERE NOTED.

ELECTRICAL:
RATING: 20A, 150V(300V LIMITED RATING)
UL & CSA.

MECHANICAL:
WIRE RANGE: 14 AWG - 22 AWG
MAXIMUM TIGHTENING TORQUE: 7 IN-LBS.

1 SCREWS ARE ALL BOTTOMED, NO RUNNING TORQUE.

2 PERMAMENT WHITE LETTERING.

3 SCREWS ARE NICKEL PLATED BRASS.

4 PRELIMINARY PART NUMBER.

5 PCB RETENTION FEATURE.

6 OBSOLETE PARTS: OBSOLETE CIS STREAMLINING PER D.RENAUD/D.SINISI

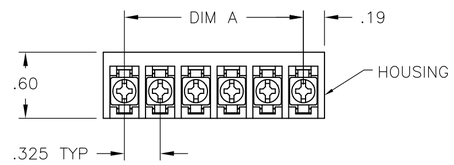

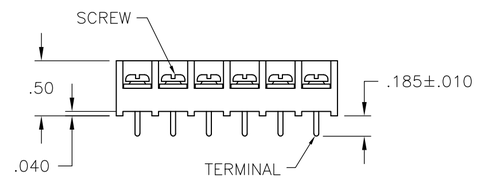

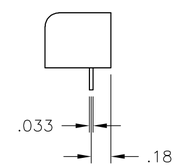

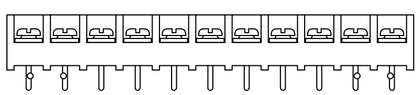

2-796607-1

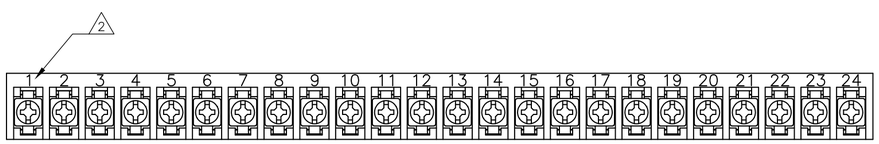

4-1437649-0

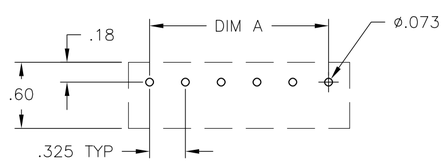

RECOMMENDED HOLE LAYOUT
TOLERANCE ±.002, UNLESS OTHERWISE SPECIFIED

	DIM. "A"	NO. OF POS.	CATALOG NUMBER	TE PART NO.
	9.425	30	4PCV-30-006	1-1546158-3
	9.100	29	4PCV-29-006	1-796607-5
	8.775	28	4PCV-28-006	1-796607-4
	8.450	27	4PCV-27-006	1-1546158-2
	8.125	26	4PCV-26-006	1-796607-3
	7.800	25	4PCV-25-006	1-1546158-1
6 OBSOLETE	7.475	24	4PCV-24-501	~~4-1437649-0~~
	7.475	24	4PCV-24-006	3-1437649-9
	7.150	23	4PCV-23-006	1-1546158-0
	6.825	22	4PCV-22-006	3-1437649-6
	6.500	21	4PCV-21-006	1-796607-2
	6.175	20	4PCV-20-006	3-1437649-4
	5.850	19	4PCV-19-006	1546158-9
	5.525	18	4PCV-18-006	2-1437649-9
	5.200	17	4PCV-17-006	2-1437649-7
	4.875	16	4PCV-16-006	2-1437649-5
	4.550	15	4PCV-15-006	1546158-6
	4.225	14	4PCV-14-006	2-1437649-0
	3.900	13	4PCV-13-006	1-1437649-7
	3.575	12	4PCV-12-006	1-1437649-5
6 OBSOLETE	3.250	11	4PCV-11-525	~~2-796607-2~~
5 4	3.250	11	4PCV-11-524	2-796607-1
	3.250	11	4PCV-11-006	1-1437649-2
6 OBSOLETE	2.925	10	4PCV-10-392	~~1546119-1~~
	2.925	10	4PCV-10-006	1437649-5
	2.600	9	4PCV-09-006	1437649-1
6 3 OBSOLETE	2.275	8	4PCV-08-495	~~9-1437648-7~~
	2.275	8	4PCV-08-006	9-1437648-1
4 3	1.950	7	4PCV-07-524	2-796607-0
	1.950	7	4PCV-07-006	8-1437648-6
4 3	1.625	6	4PCV-06-523	1-796607-9
OBSOLETE	1.625	6	4PCV-06-513	796607-9
3	1.625	6	4PCV-06-391	3-1437650-2
	1.625	6	4PCV-06-006	8-1437648-0
6 OBSOLETE	1.300	5	4PCV-05-520	1-796607-6
3	1.300	5	4PCV-05-397	796607-1
	1.300	5	4PCV-05-006	7-1437648-4
4 3	.975	4	4PCV-04-522	1-796607-8
OBSOLETE	.975	4	4PCV-04-512	796607-8
	.975	4	4PCV-04-006	6-1437648-7
4 3	.650	3	4PCV-03-521	1-796607-7
	.650	3	4PCV-03-515	1-796607-1
	.650	3	4PCV-03-006	6-1437648-1
	.325	2	4PCV-02-514	1-796607-0
OBSOLETE	.325	2	4PCV-02-511	796607-7
	.325	2	4PCV-02-006	5-1437648-7

5-1437648-7

THIS DRAWING IS A CONTROLLED DOCUMENT.

DIMENSIONS: INCHES

TOLERANCES UNLESS OTHERWISE SPECIFIED:
0 PLC ± -
1 PLC ± -
2 PLC ± -
3 PLC ± -
4 PLC ± -
ANGLES ± -

MATERIAL -
FINISH -

DWN S SCHLEGEL 27JUN02
CHK S. YODER 7/9/02
APVD S. YODER 7/9/02
PRODUCT SPEC —
APPLICATION SPEC —
WEIGHT —

TE Connectivity

NAME 4PCV-XX-006 ASSEMBLY

SIZE	CAGE CODE	DRAWING NO	RESTRICTED TO
A2	00779	C-5-1437648-7	—

CUSTOMER DRAWING

SCALE	SHEET	REV
NTS	1 OF 1	L3

Mouser Electronics

Authorized Distributor

Click to View Pricing, Inventory, Delivery & Lifecycle Information:

TE Connectivity:

4PCV-06-391 4PCV-22-006 4PCV-27-006