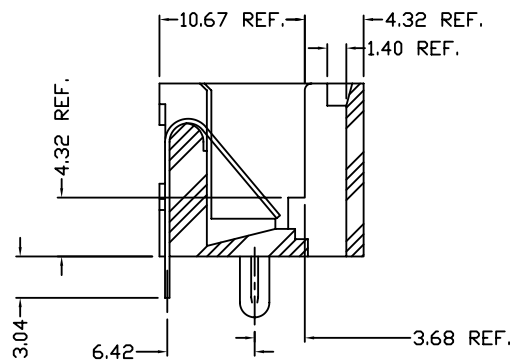
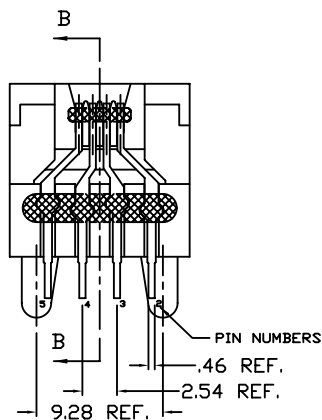



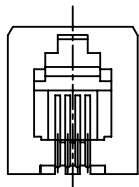


FOR A0336628/A0336628LF, A0336629/A0336629LF AND A0638666/A0638666LF

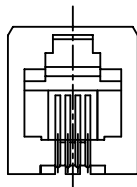


FOR A0329898/A0329898LF, A0328376/A0328376LF AND F0000005/F0000005LF

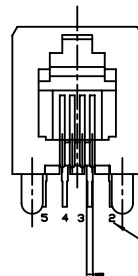
mat'l. code				surface ISO 1302		tolerance ISO 406 ISO 1101		projection		product family MODJACK						
ltr	ecn no	dr	date	tolerances unless otherwise specified					title							
A	V20908	JRV	2002-05-10	angles linear		.X±0.13				HOR & VER JACK ASSEMBLY						
B	I05-0255	HVN	2005-11-28			.XX±0.13										
C	I06-0123	HVN	2006-07-26			.XXX±0.08										
								scale 1:1								
				dr		J.R.VOLSTROF		2002-04-30				dwg no		sheet 1 of 2		size
				enr		J.R.VOLSTROF		2002-04-30				58125				A4
				chr		HIRAN.V.N		2006-07-26								
				appd		HIRAN.V.N		2006-07-26								
sheet index		revision sheet		C	C											
				1	2											



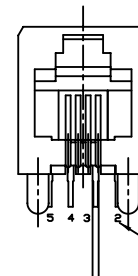
A0329898,A0329898LF AND/OR
F0000005,F0000005LF
(BLACK)



A0328376/A0328376LF
(WHITE)



PIN NUMBERS
REF.



PIN NUMBERS
REF.

A0336628/A0336628LF
(BLACK)

A0336629,A0336629LF AND/OR
A0638666,A0638666LF
(WHITE)

NOTES

- 1) REGULATORY APPROVALS:
 - * RECOGNIZED TO U.S. AND CANADIAN REQUIREMENTS UNDER THE COMPONENT RECOGNITION PROGRAM OF Underwriters Laboratories Inc.
 - * CERTIFIED BY THE Canadian Standard Association.
- 2) INSIDE CAVITIES ARE CONFORMED WITH FCC RULES PART 68, SUBPART 'F'.
- 3) THESE DIMENSIONS APPLY OVER ENTIRE PROTRUDING HEIGHT OF THE TERMINAL.
- 4) HOUSING MATERIAL: HIGH TEMP. THERMOPLASTIC , COLOR - BLACK OR WHITE, UL94V-0.
- 5) CONTACT MATERIAL: PHOSPHOR BRONZE
MATING AREA PLATING: Au OVER Ni
SOLDER AREA PLATING: Sn/Pb OVER Ni.
- 6) THIS PRODUCT COVERED BY PRODUCT SPEC. GS-12-083.
- 7) JACK ASSEMBLY SHALL BE IN ACCORDANCE WITH NPS25293-5 AND RESPECTIVE DETAILED SPECIFICATIONS.
- 8) MATES WITH FCC PART 68 PLUGS
4 POSITIONS/ 4 CONTACTS - TOP ENTRY - BLACK
6 POSITIONS/ 4 CONTACTS - TOP ENTRY - WHITE
4 POSITIONS/ 4 CONTACTS - SIDE ENTRY - BLACK
6 POSITIONS/ 4 CONTACTS - SIDE ENTRY - WHITE
PRESS-FIT (STANDARD) RETENTION PEGS
- 9) THE HOUSING WILL WITHSTAND EXPOSURE TO 260°C PEAK TEMPERATURE FOR 5 SECONDS IN A WAVE SOLDER APPLICATION WITH A 1.60mm MIN THICK CIRCUIT BOARD. SLIGHT DEFORMATION MAY OCCUR FOR THE DIAMOND PEGS AT 260-265° C WHICH WILL NOT AFFECT THE FUNCTION OF THE PRODUCT.
- 10) PACKAGING OF LEAD FREE PRODUCTS MEETS LABELING AND PACKAGING SPECIFICATION GS-14-920.
- 11) LEAD FREE PRODUCTS MEET EUROPEAN UNION DIRECTIVES AND OTHER COUNTRY REGULATIONS AS DESCRIBED IN GS-22-008.

mat'l. code				surface ISO 1302	tolerance ISO 406 ISO 1101	projection	product family MODJACK		
ltr	ecn no	dr	date	angles	linear	MM	title HOR & VER JACK ASSEMBLY		
A	V20908	JRV	2002-05-10		.X±0.13	scale 1:1	dwg no 58125		
B	I05-0255	HVN	2005-11-28		.XX±0.13				
C	I06-0123	HVN	2006-07-26	0°±1°	.XXX±0.08				
				dr	J.R.VOLSTROF	2002-04-30	FCI		
				enrg	J.R.VOLSTROF	2002-04-30			
				chr	HIRAN.V.N	2006-07-26			
				appd	HIRAN.V.N	2006-07-26			
sheet index	revision sheet	C	C				type Product Customer Drawing		
		1	2						