THIS DRAWING IS UNPUBLISHED. RELEASED FOR PUBLICATION - ,- .
© COPYRIGHT - BY TYCO ELECTRONICS CORPORATION. ALL RIGHTS RESERVED.

LOC	DIST
AD	00

REVISIONS

P	LTR	DESCRIPTION	DATE	DWN	APVD
	E1	ECO 06 016522	25AUG06	BSV	JO
	E2	REVISED PER ECO-09-022424	21SEP09	KK	AEG

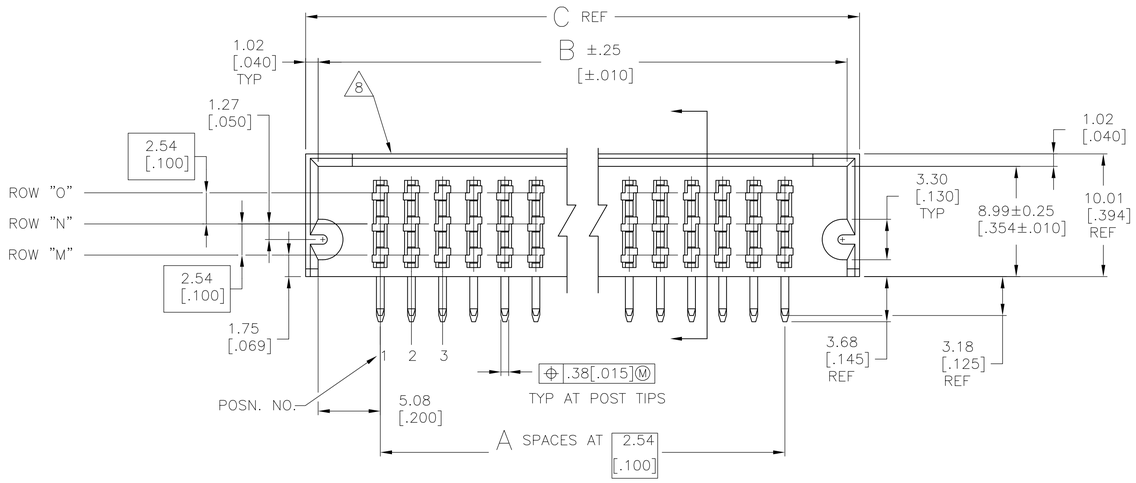

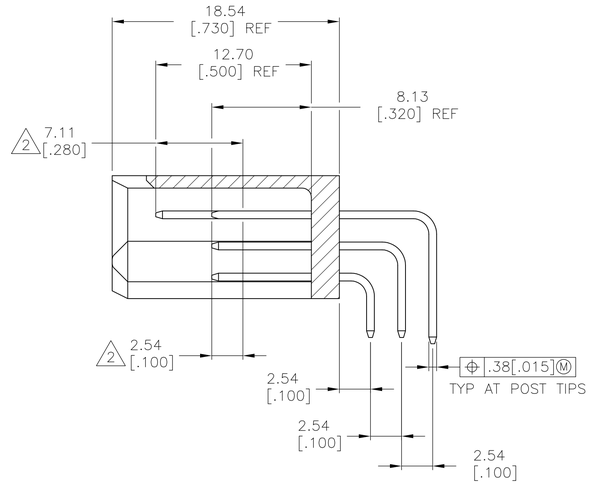

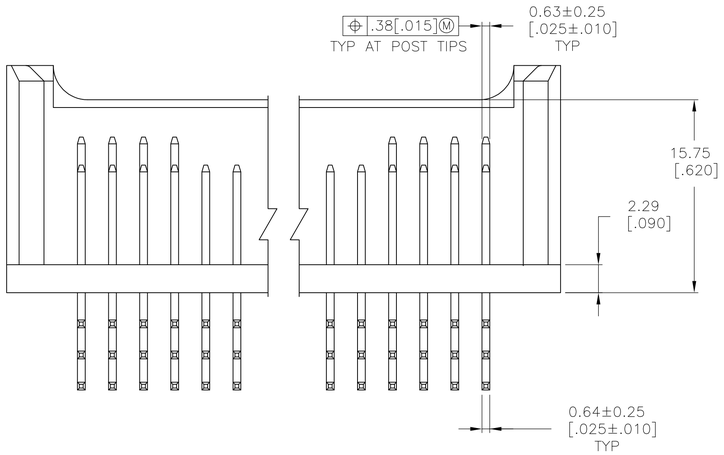

1. FINISH: ENTIRE CONTACT TO BE NICKEL PLATED (.00127[.000050] THICK) WITH .000762[.000030] GOLD ON CONTACT AREA AND TIN-LEAD ON SOLDER TAIL.
2. POINT-OF-MEASUREMENT OF PLATING THICKNESS.
3. RECESSED DATE CODE AND CSA LOGO AT BASE OF HOUSING.
4. FINISH: ENTIRE CONTACT TO BE NICKEL PLATED 0.00127(.000050) THICK WITH 0.000762(.000030) GOLD ON CONTACT AREA AND 0.00254-0.00508(.000100-.000200) MATTE TIN ON SOLDER LEADS.
5. ROHS 2002/95/EC COMPLIANT.
6. OBSOLETE PARTS: OBSOLETE CIS STREAMLINING PER D.RENAUD/D.SINISI

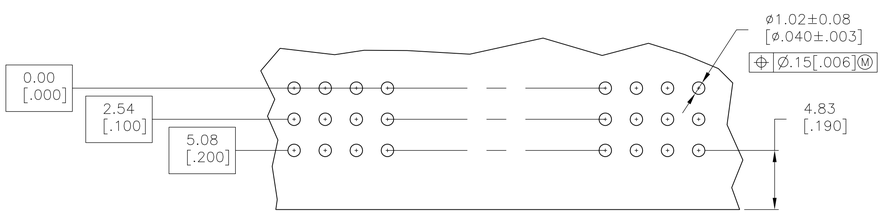

6 OBSOLETE	1,2,3,4,5,6,7,8	4	45.21 [1.780]	43.18 [1.700]	13	42	5 ~~5-535961-1~~
	1,2,3,4,5,6,7,8	1	45.21 [1.780]	43.18 [1.700]	13	42	535961-1
	ROW "O" SELECT LOADED .498 LONG POST	FINISH	C	B	A	NO OF POSN	PART NUMBER

THIS DRAWING IS A CONTROLLED DOCUMENT.

DIMENSIONS: mm [INCHES]

TOLERANCES UNLESS OTHERWISE SPECIFIED:
0 PLC ± -
1 PLC ± -
2 PLC ± .13[.005]
3 PLC ± -
4 PLC ± -
ANGLES ± -

MATERIAL
HEADER : BLACK GLASS FILLED NYLON
CONTACT : COPPER ALLOY

FINISH 1 4

METRIC

DWN KATE HELM 29MAR90
CHK D. SARVER 23APR90
APVD D. SARVER 23APR90
PRODUCT SPEC —
APPLICATION SPEC —
WEIGHT —

Tyco Electronics
Tyco Electronics Corporation
Harrisburg, Pa 17105-3608

NAME HDR ASSY, MOD II, RIGHT ANGLE, 3 ROW, .100 CL .025 SQUARE SOLDER POST

SIZE	CAGE CODE	DRAWING NO	RESTRICTED TO
A1	—	C-535961	—

CUSTOMER DRAWING | SCALE 4:1 | SHEET 1 OF 1 | REV E2