

DIMM SOCKET S.O. DIMM SOCKET & DDR SOCKET

MEMORY MODULE SOCKETS

INTRODUCTION:

Adam Tech DIMM (Dual in Line Memory Module) , S.O. DIMM (Small outline DIMM) & DDR (Double Data Rate) sockets are precision designed sockets for add-on memory modules. Offered in SMT & straight plug in mounting, their precision formed bellow style contacts are manufactured with extremely close tolerances for superior, precise alignment during mating. The DIMM and DDR latching sockets have a smooth actuation and a positive, audible sound to determine proper insertion.

FEATURES:

184 contacts on high density .050" Centerlines
Complies with JEDEC specifications
Available in five key versions
Latches function both as Lock & Ejector

MATING OPTIONS:

All industry standard memory modules

SPECIFICATIONS:

Material:

Standard insulator: Glass reinforced, rated UL94V-0
Optional Hi-Temp insulator: Nylon 6T, rated UL94V-0
Latch: Nylon 66 rated UL94V-0
Insulator color: DIMM & DDR: Black
SO DIMM: White
Contacts: Phosphor Bronze

Contact Plating:

Gold over nickel underplate in contacts area, tin over copper underplate on solder tails

Electrical:

Operating voltage: 250V AC max.
Current rating: 0.5 Amp max.
Contact resistance: 30 mΩ max. initial
Insulation resistance: 1000 MΩ min.
Dielectric withstanding voltage: 500V AC for 1 minute

Mechanical:

Insertion Force: 4 oz max
Withdrawal Force: 1 oz min

Temperature Rating:

Operating temperature: -55°C to +105°C
Soldering process temperature:
Standard insulator: 235°C
Hi-Temp insulator: 260°C

PACKAGING:

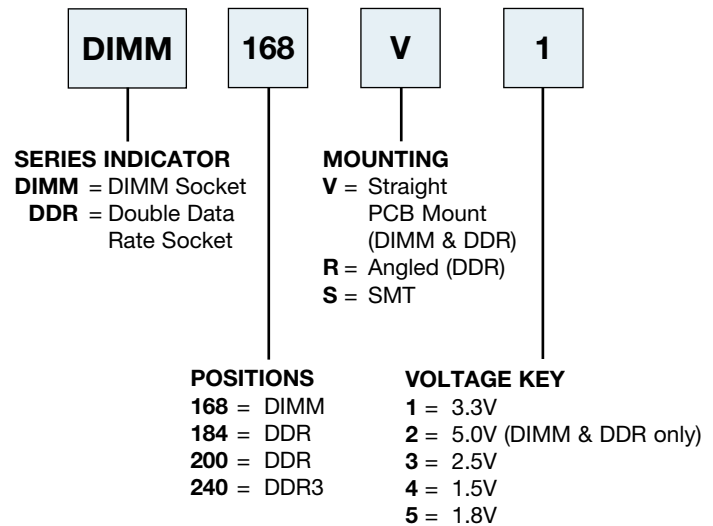
Anti-ESD plastic trays

APPROVALS AND CERTIFICATIONS:

UL Recognized & CSA Certified, File no. E224053



ORDERING INFORMATION

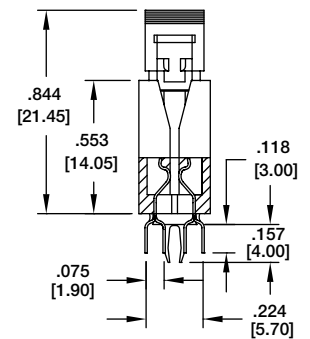

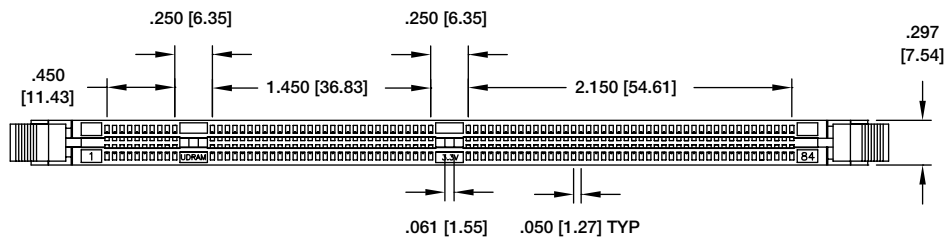


OPTIONS:

Add designator(s) to end of part number
30 = 30 μin gold plating in contact area
HT = Hi-Temp insulator for Hi-Temp soldering processes up to 260°C
YW = Yellow insulator (DDR only)
PU = Purple insulator (DDR only)



DIMM SOCKET 168 PIN DIMM-168-V-1



SECTION: A-A

