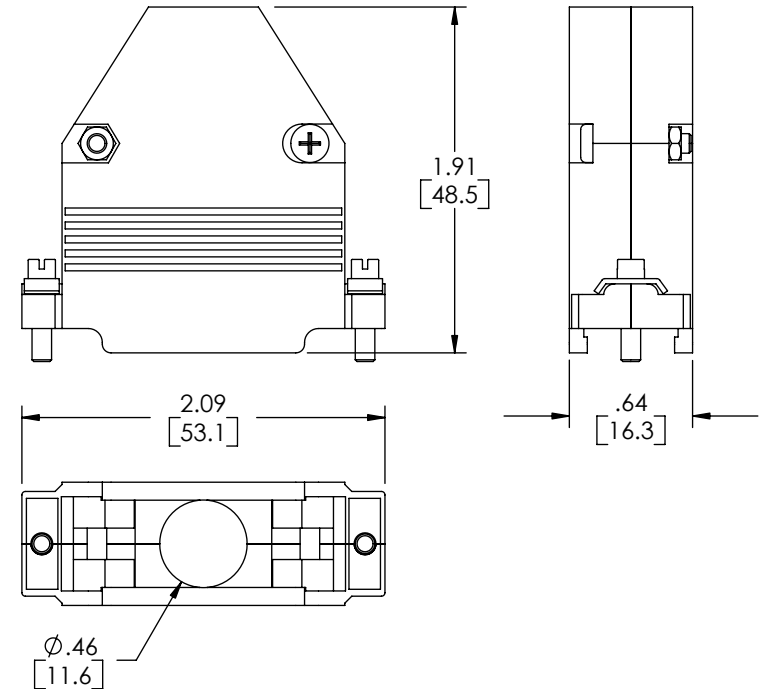
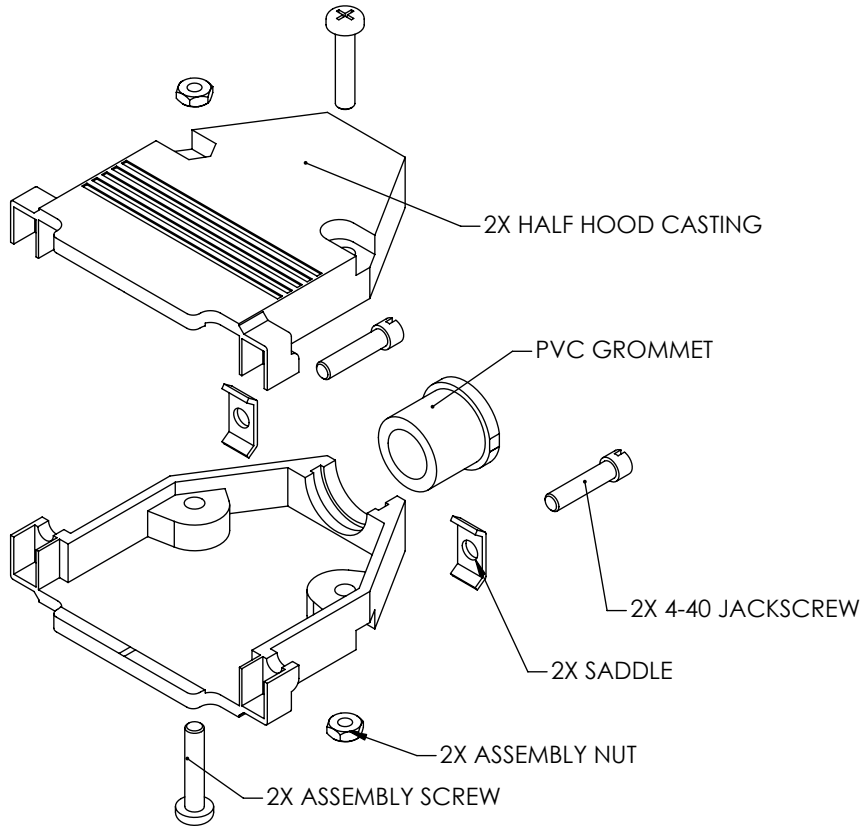


THE INFORMATION CONTAINED IN THIS DRAWING IS THE SOLE PROPERTY OF L-COM, INC. ANY REPRODUCTION IN PART OR WHOLE WITHOUT THE WRITTEN PERMISSION OF L-COM, INC. IS PROHIBITED.

REVISIONS			
REV	DESCRIPTION	DATE	CHANGED BY
A	INITIAL RELEASE	12/9/04	T CLARK
B	ECN 3174: REVISED FINISH TO NICKEL PLATE	2/4/08	D.FRISIELLO

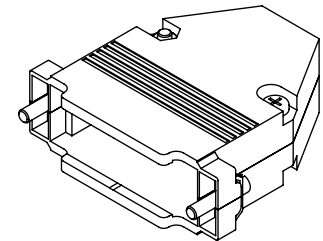
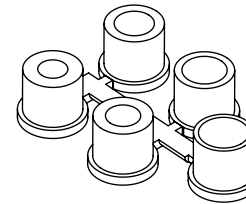


NOTES:

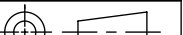
MATERIAL:
HOOD: DIE-CAST ZINC ALLOY
JACKSCREWS: STEEL
ASSEMBLY HARDWARE: STEEL
STRAIN RELIEF GROMMETS: PVC, BLACK

FINISH:
HOOD: NICKEL PLATED, MATTE FINISH ON MAJOR SURFACES
JACKSCREWS: NICKEL PLATED
ASSEMBLY HARDWARE: NICKEL PLATED

MISCELLANEOUS:
INTENDED FOR USE WITH 25-PIN STANDARD AND 44-PIN HIGH DENSITY D-SUBMINIATURE CONNECTORS.
SUPPLIED WITH 5 STRAIN RELIEF GROMMETS FOR CABLE HAVING DIAMETERS RANGING FROM .225 TO .385 INCH.



REPLACES DRAWING 94-060604

UNLESS OTHERWISE SPECIFIED, DIMENSIONS ARE IN INCHES [mm] TOLERANCES TO BE: .X ±.1 [2.5] ANGLES ±2° .XX ±.01 [.25] .XXX ±.005 [.13] OVERALL CABLE LENGTH TOL: ≤ 60 [1524] +3 [76.2] / - 0 > 60 [1524] +5% / -0%	APPROVALS		DATE		L-com CONNECTIVITY PRODUCTS	45 BEECHWOOD DRIVE NORTH ANDOVER, MA 01845	
	DRAWN BY		12/6/2004				
	T CLARK						
	CHECKED BY		12/7/2004				
	D PARHAM						
PROJ	APPROVED BY		12/8/2004		CATEGORY	DATA CABLING	
	C McCORMICK						
	CONFIGURATION DETAILS OF UNDIMENSIONED FEATURES MAY VARY						
	SIZE	FSCM NO.	DWG. NO.	REV.			
	A	43321		B			
		SCALE: NONE				CAD FILE: SDC25AG.SLDDRW	SHEET 1 OF 1

SIZE	FSCM NO.	DWG. NO.	REV.
A	43321	SDC25AG	B