

Device connector, front mounting - RF-17S1N8AWA00 - 1607892

Please be informed that the data shown in this PDF Document is generated from our Online Catalog. Please find the complete data in the user's documentation. Our General Terms of Use for Downloads are valid (<http://phoenixcontact.com/download>)



Device connector, front mounting, straight, Screw locking, M23, number of positions: 17, type of contact: Socket, Crimp connection, Axial O-ring, 4x Ø 3.2, shielded: Yes


The figure shows the 12-pos. product version

Why buy this product

- ✓ Safe use in the field, thanks to high degree of protection
- ✓ Connector for flexible on-site assembly
- ✓ Consistent EMC protection for reliable connection solutions in the industrial environment
- ✓ Crimping connection: vibration- and temperature-resistant assembly



Key Commercial Data

Packing unit	1 STK
GTIN	 4 046356 174862
GTIN	4046356174862

Technical data

General

Note	Order information: Order crimp contacts Ø 1 mm separately
Type of locking	Screw locking
Direction of rotation of contact chamber numbering	Standard
Coding	N
Contact connection method	Crimp connection
Type of contacts	Socket
Number of positions	17
Contact diameter of power contacts	1 mm
Nominal current per power contact at 25°C	8 A
Pg housing screw connection	none
Mounting type	4x Ø 3.2

Device connector, front mounting - RF-17S1N8AWA00 - 1607892

Technical data

Ambient conditions

Ambient temperature	-20 °C ... 125 °C
Degree of protection	IP67

Material

Housing material	Turned parts: copper zinc alloy (CuZn), die-cast parts: zinc (GD-Zn)
Insulator material	PA 66
Gasket and O-ring material	FPM

Specifications according to DIN EN 61984:2001

Installation height max.	2000 m
Nominal / operating voltage of power contacts	100 V
Rated surge voltage of power contacts	1.5 kV
Overvoltage category of power contacts	III
Degree of pollution of power contacts	3
Overvoltage category of signal contacts	III
Degree of pollution of signal contacts	3

Environmental Product Compliance

China RoHS	Environmentally Friendly Use Period = 50
	For details about hazardous substances go to tab "Downloads", Category "Manufacturer's declaration"

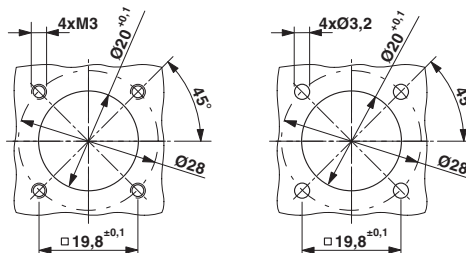
Drawings

Schematic diagram



Contact chamber numbering (view of plug-in side), standard socket

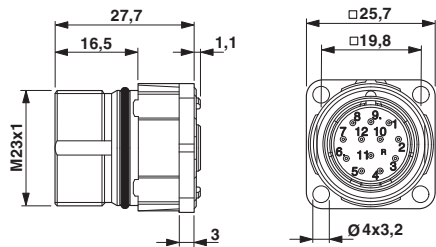
Dimensional drawing



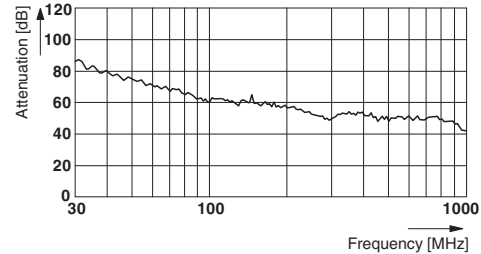
Installation dimensions

Device connector, front mounting - RF-17S1N8AWA00 - 1607892

Dimensional drawing



Diagram



Dimensional drawing

Approvals


Approvals


Approvals

UL Recognized / cUL Recognized / EAC / cULus Recognized

Ex Approvals

Approval details

UL Recognized		http://database.ul.com/cgi-bin/XYV/template/LISEXT/1FRAME/index.htm	FILE E 153698
mm²/AWG/kcmil		26	
Nominal current I _N		1 A	
Nominal voltage U _N		125 V	

cUL Recognized		http://database.ul.com/cgi-bin/XYV/template/LISEXT/1FRAME/index.htm	FILE E 153698
mm²/AWG/kcmil		26	
Nominal current I _N		1 A	
Nominal voltage U _N		125 V	

EAC		B.01742
-----	---	---------

Device connector, front mounting - RF-17S1N8AWA00 - 1607892

Approvals

cULus Recognized



<http://database.ul.com/cgi-bin/XYV/template/LISEXT/1FRAME/index.htm>

Phoenix Contact 2018 © - all rights reserved
<http://www.phoenixcontact.com>

PHOENIX CONTACT GmbH & Co. KG
Flachsmarktstr. 8
32825 Blomberg
Germany
Tel. +49 5235 300
Fax +49 5235 3 41200
<http://www.phoenixcontact.com>