

BAP64-05W

General Purpose Pin Diodes 200mW

Features

- Lead Free Finish/RoHS Compliant ("P" Suffix designates RoHS Compliant. See ordering information)
- Epoxy meets UL 94 V-0 flammability rating
- Moisture Sensitivity Level 1
- Low diode capacitance
- Low diode forward resistance
- MARKING: 5W

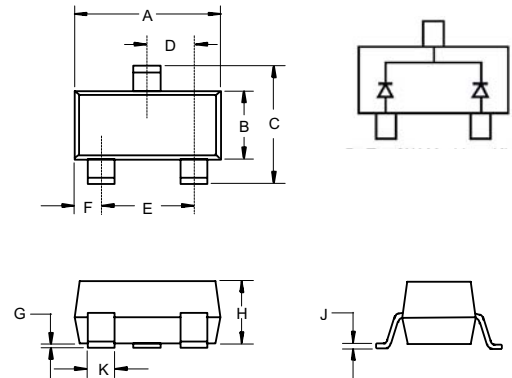
Maximum Ratings @ 25°C Unless Otherwise Specified

Parameter	Symbol	Limits	Unit
Continuous Reverse Voltage	V_R	175	V
Forward Current	I_F	100	mA
Power Dissipation($T_A=90^\circ\text{C}$)	P_D	200	mW
Junction and Storage temperature	T_j, P_{stg}	-65~+150	$^\circ\text{C}$
Thermal Resistance Junction to Ambient	R_{thJA}	625	$^\circ\text{C/W}$

Electrical Characteristics @ 25°C Unless Otherwise Specified

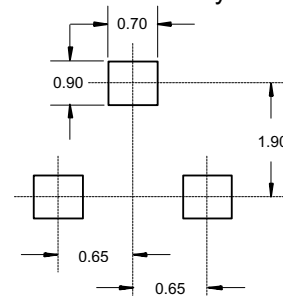
Parameter	Symbol	Min.	TYP	Max.	Unit	Conditions
Reverse Voltage Leakage Current	I_R			10 1.0	μA	$V_R=175\text{V}$ $V_R=20\text{V}$
Forward voltage	V_F			1.1	V	$I_F=50\text{mA}$
Diode capacitance	C_{d1}		0.52		pF	$V_R=0\text{V}, f=1\text{MHz}$
	C_{d2}		0.37		pF	$V_R=1\text{V}, f=1\text{MHz}$
	C_{d3}		0.23	0.35	pF	$V_R=20\text{V}, f=1\text{MHz}$
Diode forward resistance	r_D		20	40	Ω	$I_F=0.5\text{mA}, f=100\text{MHz}$
	r_D		10	20	Ω	$I_F=1\text{mA}, f=100\text{MHz}$
	r_D		2	3.8	Ω	$I_F=10\text{mA}, f=100\text{MHz}$
	r_D		0.7	1.35	Ω	$I_F=100\text{mA}, f=100\text{MHz}$
Charge carrier life time	τ_L		1.55		μS	when switched from $I_F=10\text{mA}$ to $I_R=6\text{mA}$; $R_L=100\Omega$; measured at $I_R=3\text{mA}$
Series inductance	L_S		1.4		nH	$I_F=100\text{mA}, f=100\text{MHz}$

SOT-323

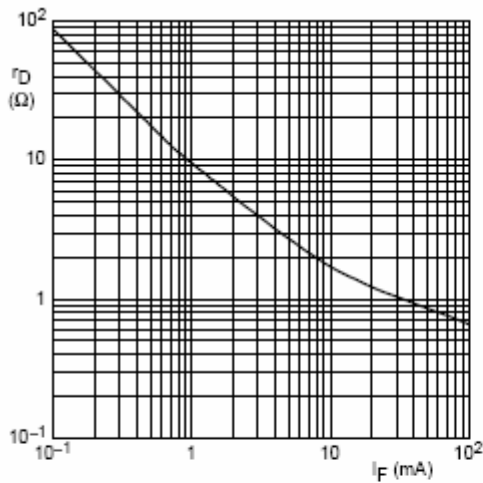


DIM	INCHES		MM		NOTE
	MIN	MAX	MIN	MAX	
A	.071	.087	1.80	2.20	
B	.045	.053	1.15	1.35	
C	.079	.087	2.00	2.20	
D	.026 Nominal		0.65 Nominal		
E	.047	.055	1.20	1.40	
F	.012	.016	.30	.40	
G	.000	.004	.000	.100	
H	.035	.039	.90	1.00	
J	.004	.010	.100	.250	
K	.012	.016	.30	.40	

Suggested Solder Pad Layout

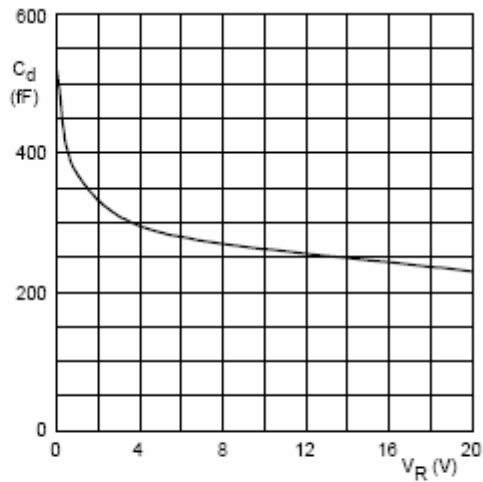


Typical Characteristics



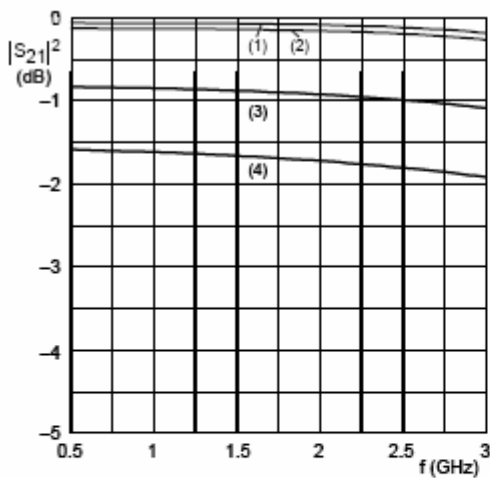
$f = 100 \text{ MHz}; T_J = 25^\circ\text{C}.$

Forward resistance as a function of forward current; typical values.



$f = 1 \text{ MHz}; T_J = 25^\circ\text{C}.$

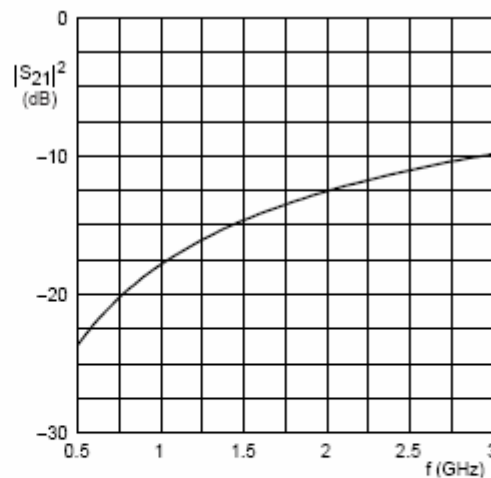
Diode capacitance as a function of reverse voltage; typical values.



(1) $I_F = 100 \text{ mA}.$ (3) $I_F = 1 \text{ mA}.$
(2) $I_F = 10 \text{ mA}.$ (4) $I_F = 0.5 \text{ mA}.$

Diode inserted in series with a 50Ω stripline circuit and biased via the analyzer Tee network.
 $T_{\text{amb}} = 25^\circ\text{C}.$

Insertion loss ($|S_{21}|^2$) of the diode as a function of frequency; typical values.



Diode zero biased and inserted in series with a 50Ω stripline circuit.
 $T_{\text{amb}} = 25^\circ\text{C}.$

Isolation ($|S_{21}|^2$) of the diode as a function of frequency; typical values.

Ordering Information

Device	Packing
(Part Number)-TP	Tape&Reel;3Kpcs/Reel

IMPORTANT NOTICE

Micro Commercial Components Corp. reserves the right to make changes without further notice to any product herein to make corrections, modifications , enhancements , improvements , or other changes . **Micro Commercial Components Corp .** does not assume any liability arising out of the application or use of any product described herein; neither does it convey any license under its patent rights ,nor the rights of others . The user of products in such applications shall assume all risks of such use and will agree to hold **Micro Commercial Components Corp .** and all the companies whose products are represented on our website, harmless against all damages.

LIFE SUPPORT

MCC's products are not authorized for use as critical components in life support devices or systems without the express written approval of Micro Commercial Components Corporation.

CUSTOMER AWARENESS

Counterfeiting of semiconductor parts is a growing problem in the industry. Micro Commercial Components (MCC) is taking strong measures to protect ourselves and our customers from the proliferation of counterfeit parts. MCC strongly encourages customers to purchase MCC parts either directly from MCC or from Authorized MCC Distributors who are listed by country on our web page cited below. Products customers buy either from MCC directly or from Authorized MCC Distributors are genuine parts, have full traceability, meet MCC's quality standards for handling and storage. **MCC will not provide any warranty coverage or other assistance for parts bought from Unauthorized Sources.** MCC is committed to combat this global problem and encourage our customers to do their part in stopping this practice by buying direct or from authorized distributors.

Mouser Electronics

Authorized Distributor

Click to View Pricing, Inventory, Delivery & Lifecycle Information:

[Micro Commercial Components \(MCC\):](#)

[BAP64-05W-TP](#)