


# 3M™ Thru-Board Socket

2 mm x 2 mm Surface Mount

1532 Series



- Top and bottom side mateable
- High Temperature Insulator
- Reflow solder compatible
- Low height helps minimize PCB stack height
- End stackable
- Available in tape and reel pack with vacuum cap for automated placement applications
- See the Regulatory Information Appendix (RIA) in the “RoHS compliance” section of [www.3Mconnectors.com](http://www.3Mconnectors.com) for compliance information (RIA E1 & C1 apply)

Date Modified: January 14, 2013

TS-0521-G  
Sheet 1 of 2

## Physical

### Insulator:

Material: Glass filled LCP

Flammability: UL 94V-0

Color: Black

### Contact:

Material: Copper alloy

### Plating:

Underplating: 1.27-3.81  $\mu\text{m}$  [ 50-150  $\mu\text{in}$  ] Nickel overall

Wiping Area: 0.76  $\mu\text{m}$  [ 30  $\mu\text{in}$  ] Gold Avg.

Solder Tails: 200-300  $\mu\text{in}$  [5.08-7.62  $\mu\text{m}$ ] Matte Tin

Marking: Orientation delta

## Electrical

**Current Rating:** 3.50 A, 1 Line Powered

1.75 A, 6 Adjacent Lines Powered

1.00 A, All Lines Powered

Rating Conditions: EIA-364-070 Method 2, 30°C maximum temperature rise, 20% derated. Reference appropriate 3M Product Specification for detailed current derating curves.

**Insulation Resistance:**  $> 1 \times 10^9 \Omega$  at 250 V<sub>DC</sub>

**Withstanding Voltage:** 500 V<sub>DC</sub> at Sea Level

## Environmental

**Temperature Rating:** -55°C to +105°C

**Process Rating:** Maximum 260°C, (per J-STD-020C)

**Moisture Sensitivity Level:** 1 (per J-STD-020C)

UL File No.: E68080



Electronic Solutions Division  
Interconnect Solutions  
<http://www.3Mconnectors.com>

3M is a trademark of 3M Company.  
For technical, sales or ordering information call  
**800-225-5373**

# 3M™ Thru-Board Socket

2 mm x 2 mm Surface Mount

1532 Series



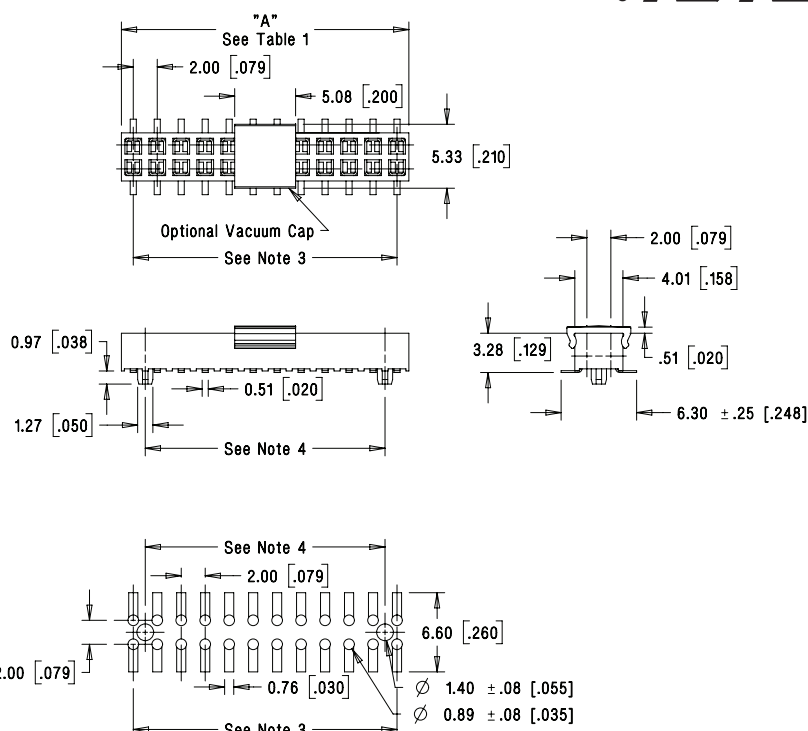
Table 1

Contact Quantity	Dimension A	Tape Width	Order Code
04	3.96 [0.156]	24 mm	WA
06	5.87 [0.231]	24 mm	WA
08	7.87 [0.310]	24 mm	WB
10	9.88 [0.389]	24 mm	WB
12	11.86 [0.467]	24 mm	WB
14	13.87 [0.546]	24 mm	WB
16	15.88 [0.625]	24 mm	WB
18	17.88 [0.704]	44 mm	WD
20	19.86 [0.782]	44 mm	WD
22	21.87 [0.861]	44 mm	WD
24	23.88 [0.940]	44 mm	WD
26	25.88 [1.019]	44 mm	WD
28	27.86 [1.097]	44 mm	WD
30	29.87 [1.176]	44 mm	WD
32	31.88 [1.255]	56 mm	WE
34	33.88 [1.334]	56 mm	WE
36	35.86 [1.412]	56 mm	WE
38	37.87 [1.491]	56 mm	WE
40	39.88 [1.570]	56 mm	WE
42	41.88 [1.649]	56 mm	WE
44	43.87 [1.727]	72 mm	WF
46	45.87 [1.806]	72 mm	WF
48	47.88 [1.885]	72 mm	WF
50	49.89 [1.964]	72 mm	WF
52	51.87 [2.042]	72 mm	WF
54	53.87 [2.121]	72 mm	WF
56	55.88 [2.200]	72 mm	WF
58	57.86 [2.278]	88 mm	WG
60	59.87 [2.357]	88 mm	WG

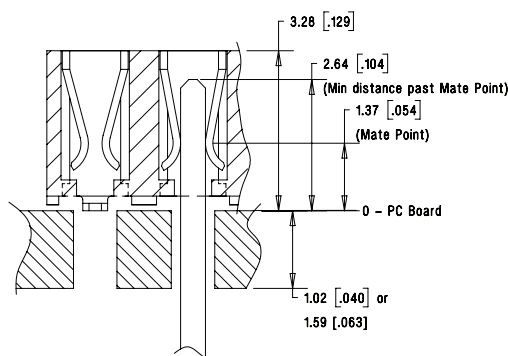
## Notes:

1. Tape & reel include vacuum pick-up cap for pick 'n place handling equipment.
2. Parts in tray packaging are supplied without vacuum cap.
3. Positions per row, subtract 1, multiply by 2 mm spacing.
4. Optional locator posts: positions per row, multiply by 2 mm, subtract 4 mm.

\*\*Optional Locator Posts available for positions eight and greater.



## Recommended Solder Pad Layout



	mm [Inch]		
Tolerance Unless Noted	.0	.00	.000
mm	± 2.54	± .254	± .127

[ ] Dimensions for Reference only

## Ordering Information

### 1532XX-20X0-RB-XX (RIA E1 & C1 Apply)

Number of positions  
(See Table 1)

Board location post  
0 = None  
2 = With board location post

Packaging style:  
Blank = tray packaging  
WX = tape & reel pkg (see table)

TS-0521-G  
Sheet 2 of 2



Electronic Solutions Division  
Interconnect Solutions  
<http://www.3Mconnectors.com>

3M is a trademark of 3M Company.  
For technical, sales or ordering information call  
800-225-5373

3M and Textool are trademarks of 3M Company.

### Important Notice

All statements, technical information, and recommendations related to 3M's products are based on information believed to be reliable, but the accuracy or completeness is not guaranteed. Before using this product, you must evaluate it and determine if it is suitable for your intended application. You assume all risks and liability associated with such use. Any statements related to the product which are not contained in 3M's current publications, or any contrary statements contained on your purchase order shall have no force or effect unless expressly agreed upon, in writing, by an authorized officer of 3M.

### Warranty; Limited Remedy; Limited Liability.

This product will be free from defects in material and manufacture for a period of one (1) year from the time of purchase. **3M MAKES NO OTHER WARRANTIES INCLUDING, BUT NOT LIMITED TO, ANY IMPLIED WARRANTY OF MERCHANTABILITY OR FITNESS FOR A PARTICULAR PURPOSE.** If this product is defective within the warranty period stated above, your exclusive remedy shall be, at 3M's option, to replace or repair the 3M product or refund the purchase price of the 3M product. **Except where prohibited by law, 3M will not be liable for any indirect, special, incidental or consequential loss or damage arising from this 3M product, regardless of the legal theory asserted.**



### 3M Electronics Solutions Division

6801 River Place Blvd.  
Austin, TX 78726-9000  
U.S.A.  
1-800-225-5373  
[www.3Mconnectors.com](http://www.3Mconnectors.com)

Please recycle. Printed in USA.  
© 3M 2013. All rights reserved.  
RIA-2217B-E

# Mouser Electronics

Authorized Distributor

Click to View Pricing, Inventory, Delivery & Lifecycle Information:

3M:

[W153222-2020-TH](#) [W153226-2020-TH](#) [W153208-2000-TH](#) [150244-5002-TH](#) [150234-2000-TH](#) [150250-2000-TH](#)  
[153250-2020-TH](#) [150250-5222-TH](#) [150244-5202-TH](#) [150222-6002-TH](#) [150230-2020-TB](#) [150244-5222-TH](#) [150226-6002-TH](#) [150260-5002-TH](#) [150216-5002-TH](#)