

Power Choke Coil

Series: **PCC-D126H (NX3)**

Low profile, High power, Low loss



■ Features

- High power, high inductance (No saturation performance limitation due to its metal dust core)
(27 A to 36 A/0.80 μ H to 0.45 μ H)
- Low loss due to low R_{DC} (using flat wire)
- Low buzz noise due to its gap-less structure
- Surface mount, low profile
(H)6.0 mm×(L)13.0 mm×(W)12.9 mm
- RoHS compliant

■ Recommended Applications

- DC-DC converter for CPU in PCs
- Thin on-board power supply modules for servers

■ Standard Packing Quantity

- 500 pcs./Reel

■ Explanation of Part Numbers

| | | | | | | | | | | | | |
|--------------|---|---|----------------|---|------|---------|---|------------|----|------|-----------|--------|
| 1 | 2 | 3 | 4 | 5 | 6 | 7 | 8 | 9 | 10 | 11 | 12 | |
| E | T | Q | P | | H | | | | B | | | |
| Product Code | | | Classification | | Size | Winding | | Inductance | | Core | Packaging | Suffix |

■ Standard Parts

| Part No. | Inductance (at 20 °C)* ¹ | | | | | Rated current (A)* ² | DC resistance (at 20 °C) (mΩ) max. |
|--------------|-------------------------------------|---------------|-------------------------|----------------|-------------------------|---------------------------------|------------------------------------|
| | L1 | | | L2 (Reference) | | | |
| | (μH) | Tolerance (%) | Measurement current (A) | (μH) | Measurement current (A) | | |
| ETQP1H0R6BFA | 0.60 | ±25 | 26 | 0.45 | 36 | 26 | 0.90 |
| ETQP1H1R0BFA | 1.00 | ±20 | 19 | 0.80 | 27 | 19 | 1.56 |

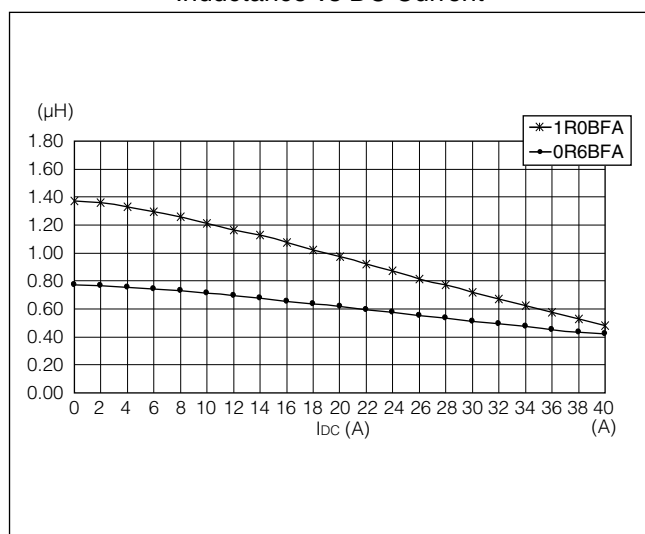
(*1) Inductance is measured at 100 kHz.

(*2) Rated current defines actual value of DC current, when temperature rise of coil becomes 40 K.

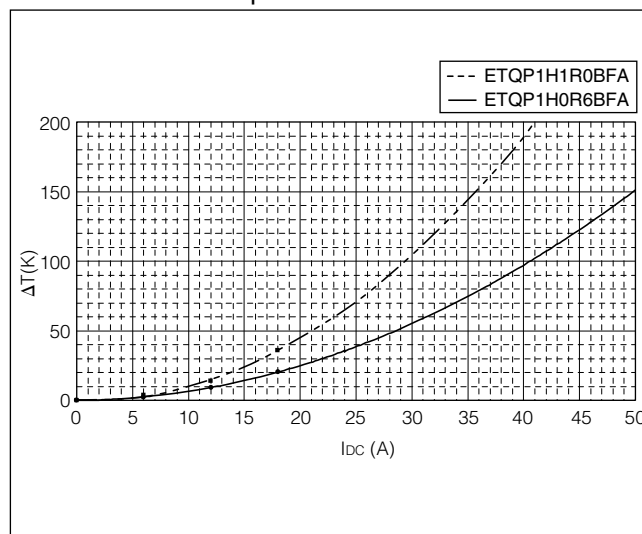
Design and specifications are each subject to change without notice. Ask factory for the current technical specifications before purchase and/or use.
Should a safety concern arise regarding this product, please be sure to contact us immediately.

■ Performance Characteristics (Reference)

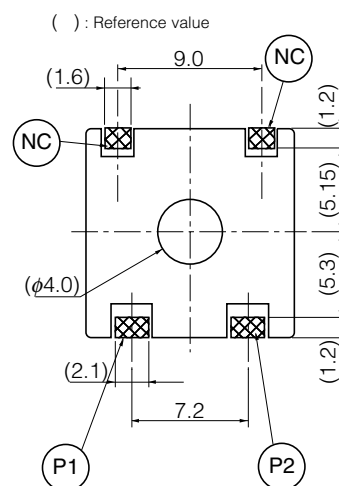
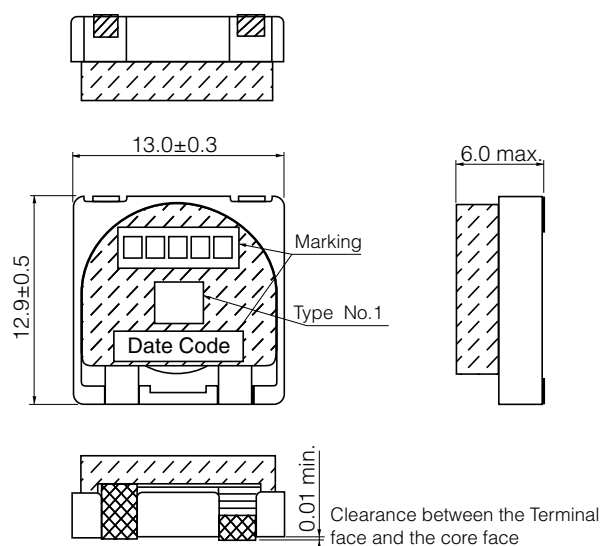
Inductance vs DC Current



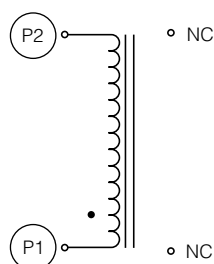
Case temperature vs DC Current



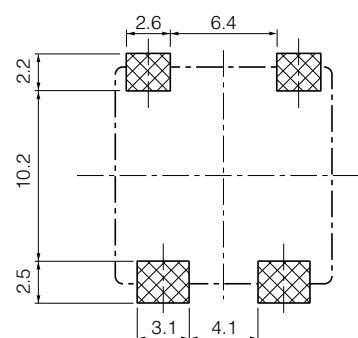
■ Dimensions in mm (not to scale)



■ Connection



■ Recommended Land Pattern in mm (not to scale)



■ Packaging Methods, Soldering Conditions and Safety Precautions (Power Choke Coils for Consumer use)

Please see Data Files