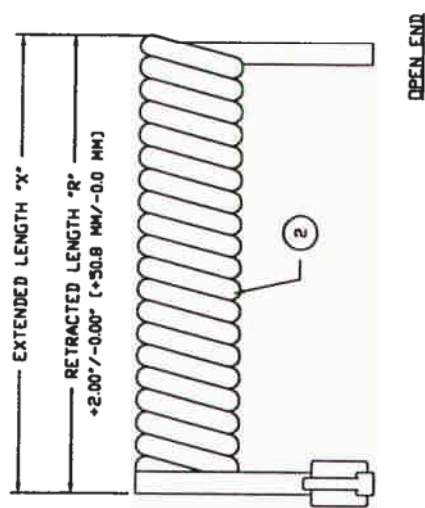
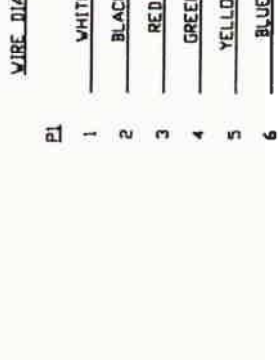


A B C D E F G H

THESE DRAWINGS AND SPECIFICATIONS ARE THE SOLE PROPERTY OF I/O INTERCONNECT INC., U.S.A. AND SHALL NOT BE REPRODUCED, COPIED, OR USED IN ANY MANNER WITHOUT THE PRIOR WRITTEN CONSENT OF I/O INTERCONNECT INC. OR ITS AFFILIATED SUBSIDIARIES.

DWG. NO.	ZONE	REV.	DESCRIPTION	DATE	APPROVED
XX6-52X-D		X1	CUSTOMER APPROVAL	03/26/99	E.V.
		X2	ADD RETRACTED LENGTH	03/29/99	E.V.



CUSTOMER APPROVAL
 ENGR. SIGN *Math Limer*
 DATE: 4-13-99

- NOTES: UNLESS OTHERWISE SPECIFIED.
- TEST CABLE FOR ALL OPENS & SHORTS.
 - PACKAGE CABLE ASSEMBLY INDIVIDUALLY IN PLASTIC BAG. PACKAGE INDIVIDUAL BAG PER LOT NUMBER QUANTITIES.

466-146-525-D	121-610-022	14.0 FT (4.3 M)	44.0 IN (1117.6 MM)	WHITE
466-146-524-D	121-610-012	14.0 FT (4.3 M)	44.0 IN (1117.6 MM)	BLACK
466-146-523-D	121-610-002	14.0 FT (4.3 M)	44.0 IN (1117.6 MM)	SILVER SATIN
466-106-522-D	121-610-021	10.0 FT (3.0 M)	32.0 IN (812.8 MM)	WHITE
466-106-521-D	121-610-011	10.0 FT (3.0 M)	32.0 IN (812.8 MM)	BLACK
466-106-520-D	121-610-001	10.0 FT (3.0 M)	32.0 IN (812.8 MM)	SILVER SATIN
466-076-525-D	121-610-020	7.0 FT (2.1 M)	24.0 IN (609.6 MM)	WHITE
466-076-524-D	121-610-010	7.0 FT (2.1 M)	24.0 IN (609.6 MM)	BLACK
466-076-523-D	121-610-000	7.0 FT (2.1 M)	24.0 IN (609.6 MM)	SILVER SATIN
466-056-522-D	121-610-023	5.0 FT (1.5 M)	18.0 IN (457.2 MM)	WHITE
466-056-521-D	121-610-013	5.0 FT (1.5 M)	18.0 IN (457.2 MM)	BLACK
466-056-520-D	121-610-003	5.0 FT (1.5 M)	18.0 IN (457.2 MM)	SILVER SATIN
IDI PART NUMBER	IDI CABLE PART NUMBER	EXTENDED LENGTH "X"	RETRACTED LENGTH "R"	

TABULATION BLOCK

THIRD ANGLE PROJECTION

UNLESS OTHERWISE NOTED, DIMENSIONS ARE IN INCHES (MILLIMETER) TOLERANCES: XXX ± 0.25 (6.35)

SCALE: NONE SHEET 1 OF 1

TITLE: I/O INTERCONNECT SANTA ANA, CALIFORNIA

6P6C COIL CABLE TO OPEN END, CABLE ASSEMBLY

PART NO: 466-XX6-52X-D

DWG NO: 466-XX6-52X-D

CUSTOMER: DIGI KEY

REV: X2

CABLE ASSEMBLY PARTS LIST

ITEM	QTY	MFG	IDI PART NO.	DESCRIPTION
2		SEE	"TABULATION BLOCK"	MODULAR COIL CABLE, 26 AWG (7/34) BARE COPPER, 6 CONDUCTOR, UNSHIELDED, PVC JACKET, (SEE TABULATION BLOCK FOR COLOR).
1	1	PC	325-661-50X	CONNECTOR, MODULAR PLUG, 6 POSITION, 50u" Au, FLAT TYPE EXIT.

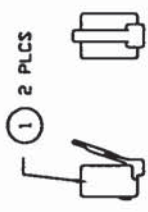
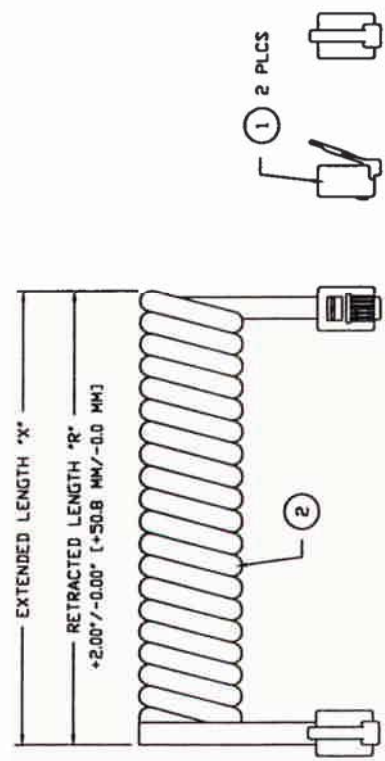
A B C D E F G H

THESE DRAWINGS AND SPECIFICATIONS ARE THE SOLE PROPERTY OF I/O INTERCONNECT INC. U.S.A. AND SHALL NOT BE REPRODUCED, COPIED, OR USED IN ANY MANNER WITHOUT THE PRIOR WRITTEN CONSENT OF I/O INTERCONNECT INC. OR ITS AFFILIATED SUBSIDIARIES.

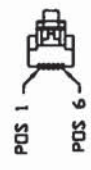
DWG. NO.	ZONE	REV.	DESCRIPTION	DATE	APPROVED
XX6-50X-D		X1	CUSTOMER APPROVAL	03/26/99	E.V.
		X2	ADD RETRACTED LENGTH	03/29/99	E.V.

WIRE DIAGRAM

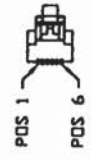
P1	P2
1	WHITE
2	BLACK
3	RED
4	GREEN
5	YELLOW
6	BLUE



P2



P1



466-146-503-D	121-610-022	14.0 FT (4.3 M)	44.0 IN (1117.6 MM)	WHITE
466-146-504-D	121-610-012	14.0 FT (4.3 M)	44.0 IN (1117.6 MM)	BLACK
466-146-503-D	121-610-002	14.0 FT (4.3 M)	44.0 IN (1117.6 MM)	SILVER SATIN
466-106-502-D	121-610-021	10.0 FT (3.0 M)	32.0 IN (812.8 MM)	WHITE
466-106-501-D	121-610-011	10.0 FT (3.0 M)	32.0 IN (812.8 MM)	BLACK
466-106-500-D	121-610-001	10.0 FT (3.0 M)	32.0 IN (812.8 MM)	SILVER SATIN
466-076-503-D	121-610-020	7.0 FT (2.1 M)	24.0 IN (609.6 MM)	WHITE
466-076-504-D	121-610-010	7.0 FT (2.1 M)	24.0 IN (609.6 MM)	BLACK
466-076-503-D	121-610-000	7.0 FT (2.1 M)	24.0 IN (609.6 MM)	SILVER SATIN
466-056-502-D	121-610-023	5.0 FT (1.5 M)	18.0 IN (457.2 MM)	WHITE
466-056-501-D	121-610-013	5.0 FT (1.5 M)	18.0 IN (457.2 MM)	BLACK
466-056-500-D	121-610-003	5.0 FT (1.5 M)	18.0 IN (457.2 MM)	SILVER SATIN
IOI PART NUMBER	IOI CABLE PART NUMBER	EXTENDED LENGTH 'X'	RETRACTED LENGTH 'R'	COLOR

TABULATION BLOCK

UNLESS OTHERWISE NOTED 1) DIMENSIONS ARE IN INCHES (MILLIMETER) 2) TOLERANCES: X.XX ± 0.25 (6.35)			
I/O INTERCONNECT SANTA ANA, CALIFORNIA	TITLE: 6P6C/6P6C COIL CABLE, REVERSE STYLE, CABLE ASSEMBLY	PART NO: 466-XX6-50X-D	REV: X2
DRAWN:	CHECKED:	CUSTOMER:	DIGIT KEY:
DATE:	DESIGNED:	DRAWN:	REV: X2
DATE:	DESIGNED:	DRAWN:	REV: X2

CUSTOMER APPROVAL
 ENGR. SIGN Matt Lerner
 DATE: 4-13-99

- NOTES: UNLESS OTHERWISE SPECIFIED.
- TEST CABLE FOR ALL OPENS & SHORTS.
 - PACKAGE CABLE ASSEMBLY INDIVIDUALLY IN PLASTIC BAG. (SEE TABULATION BLOCK FOR COLOR).
 PACKAGE INDIVIDUAL BAG PER LOT NUMBER QUANTITIES.

2	*X' FT	IOI	SEE	MODULAR COIL CABLE, 26 AVG (7/34) BARE COPPER, 6CONDUCTOR.
1	2 PCS	IOI	"TABULATION BLOCK"	UNSHIELDED, PVC JACKET, (SEE TABULATION BLOCK FOR COLOR).
ITEM	QTY	MFG.	IOI PART NO.	CONNECTOR, MODULAR PLUG, 6 POSITION, 6 CONDUCTOR, 50U" AW, FLAT TYPE EXIT.
CABLE ASSEMBLY PARTS LIST				

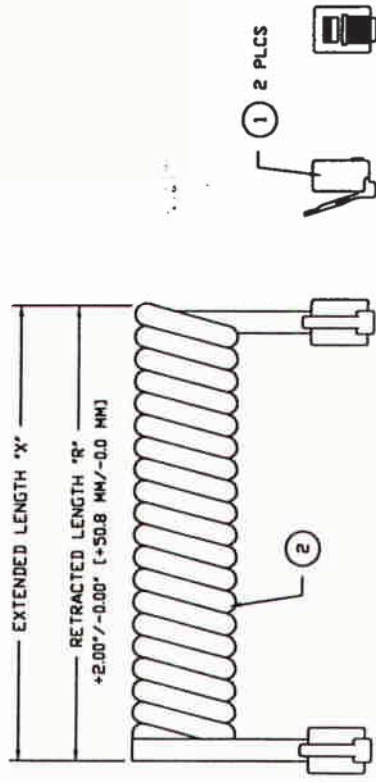
A B C D E F G H

THESE DRAWINGS AND SPECIFICATIONS ARE THE SOLE PROPERTY OF I/O INTERCONNECT INC. ALL RIGHTS ARE RESERVED. NO PART OF THIS DRAWING OR SPECIFICATION IS TO BE REPRODUCED, COPIED, OR USED IN ANY MANNER WITHOUT THE WRITTEN CONSENT OF I/O INTERCONNECT INC. OR ITS AFFILIATED SUBSIDIARIES.

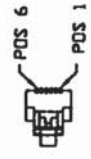
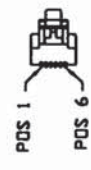
DWG. NO.	ZONE	REV.	DESCRIPTION	DATE	APPROVED
XX6-51X-D		X1	CUSTOMER APPROVAL	03/26/99	E.V.
		X2	ADD RETRACTED LENGTH	03/29/99	E.V.

WIRE DIAGRAM

P1	P2
1	WHITE
2	BLACK
3	RED
4	GREEN
5	YELLOW
6	BLUE



P2



CUSTOMER APPROVAL
 ENGR. SIGN *Math Yarnes*
 DATE: 4-13-99

- NOTES: UNLESS OTHERWISE SPECIFIED.
- TEST CABLE FOR ALL OPENS & SHORTS.
 - PACKAGE CABLE ASSEMBLY INDIVIDUALLY IN PLASTIC BAG. PACKAGE INDIVIDUAL BAG PER LOT NUMBER QUANTITIES.

466-146-515-D	121-610-022	14.0 FT (4.3 M)	44.0 IN (1117.6 MM)	WHITE
466-146-514-D	121-610-012	14.0 FT (4.3 M)	44.0 IN (1117.6 MM)	BLACK
466-146-513-D	121-610-002	14.0 FT (4.3 M)	44.0 IN (1117.6 MM)	SILVER SATIN
466-106-512-D	121-610-021	10.0 FT (3.0 M)	32.0 IN (812.8 MM)	WHITE
466-106-511-D	121-610-011	10.0 FT (3.0 M)	32.0 IN (812.8 MM)	BLACK
466-106-510-D	121-610-001	10.0 FT (3.0 M)	32.0 IN (812.8 MM)	SILVER SATIN
466-076-515-D	121-610-020	7.0 FT (2.1 M)	24.0 IN (609.6 MM)	WHITE
466-076-514-D	121-610-010	7.0 FT (2.1 M)	24.0 IN (609.6 MM)	BLACK
466-076-513-D	121-610-000	7.0 FT (2.1 M)	24.0 IN (609.6 MM)	SILVER SATIN
466-056-512-D	121-610-013	5.0 FT (1.5 M)	18.0 IN (457.2 MM)	WHITE
466-056-511-D	121-610-012	5.0 FT (1.5 M)	18.0 IN (457.2 MM)	BLACK
466-056-510-D	121-610-003	5.0 FT (1.5 M)	18.0 IN (457.2 MM)	SILVER SATIN
IDI PART NUMBER	IDI CABLE PART NUMBER	EXTENDED LENGTH "X"	RETRACTED LENGTH "R"	

TABULATION BLOCK

THIRD ANGLE PROJECTION

UNLESS OTHERWISE NOTED, DIMENSIONS ARE IN INCHES (MILLIMETER) TOLERANCES: .XXX ± 0.25 (6.35)

6P6/6P6C COIL CABLE. STANDARD STYLE. CABLE ASSEMBLY

PART NO. 466-XX6-51X-D

DWG NO. 466-XX6-51X-D

QUANTITY

SCALE NONE

SHEET 1 OF 1

ITEM	QTY	MFG.	IDI PART NO.	DESCRIPTION
2		SEE	*TABULATION BLOCK*	MODULAR COIL CABLE, 26 AVG (7/34) BARE COPPER, 6 CONDUCTOR, UNSHIELDED, PVC JACKET, (SEE TABULATION BLOCK FOR COLOR).
1	2 PCS	IDI	325-661-50X	CONNECTOR, MODULAR PLUG, 6 POSITION, 6 CONDUCTOR, 50U" AU, FLAT TYPE EXIT.

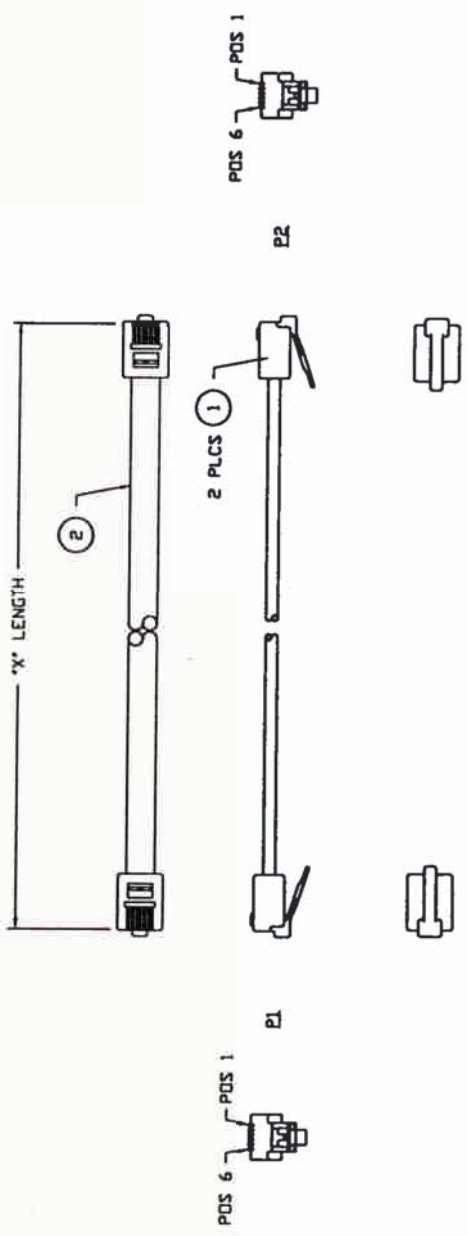
CABLE ASSEMBLY PARTS LIST

A	B	C	D	E	F	G	H
D.W.G. NO. XX6-512-D		ZONE X1	REV. X1	DESCRIPTION CUSTOMER APPROVAL	DATE 03/24/99	APPROVED E.V.	

THESE DRAWINGS AND SPECIFICATIONS ARE THE SOLE PROPERTY OF I/O INTERCONNECT INC. U.S.A. AND SHALL NOT BE REPRODUCED, COPIED, OR USED IN ANY MANNER WITHOUT THE PRIOR WRITTEN CONSENT OF I/O INTERCONNECT INC. OR ITS AFFILIATED SUBSIDIARIES.

WIRE DIAGRAM

PL	DESCRIPTION	P2
1	WHITE	6
2	BLACK	5
3	RED	4
4	GREEN	3
5	YELLOW	2
6	BLUE	1



CUSTOMER APPROVAL
 ENGR. SIGN *Math Ammer*
 DATE: 4-12-99

H1661-25-ND
 H1661-14-ND
 H1661-07-ND

- NOTES: UNLESS OTHERWISE SPECIFIED.
1. CABLE TO BE BUNDLED AND TWIST TIED.
 2. TEST CABLE FOR ALL OPENS & SHORTS.
 3. PACKAGE CABLE ASSEMBLY INDIVIDUALLY IN PLASTIC BAG. PACKAGE INDIVIDUAL BAG PER LOT NUMBER QUANTITIES.

466-256-512-D	25.0 FT ± 4.0 IN 7.62 M ± 101.6 MM
466-146-512-D	14.0 FT ± 3.0 IN 4.27 M ± 76.2 MM
466-076-512-D	7.0 FT ± 2.0 IN 2.13 M ± 50.8 MM
PART NUMBER	LENGTH "X"
I/O INTERCONNECT	
TITLE: I/O INTERCONNECT	
SANTA ANA, CALIFORNIA	
NO.	REV. NO.
DATE	REV. DATE
BY	REV. BY
SCALE	SHEET 1 OF 1



THIRD ANGLE PROJECTION

UNLESS OTHERWISE NOTED:
 1) DIMENSIONS ARE IN INCHES (MILLIMETER)
 2) TOLERANCES:
 X.XX ± 0.25 (6.35)

2	*X	101	120-610-020	MODULAR CABLE, 26 AVG (7/34) BARE COPPER, 6 CONDUCTOR, UNSHIELDED, WHITE PVC.
1	2 PCS	101	325-661-50X	CONNECTOR, MODULAR PLUG, 6 POSITION, 6 CONDUCTOR, 50u" Av, FLAT TYPE EXIT.
ITEM	QTY	MFG.	101 PART NO.	DESCRIPTION
CABLE ASSEMBLY PARTS LIST				

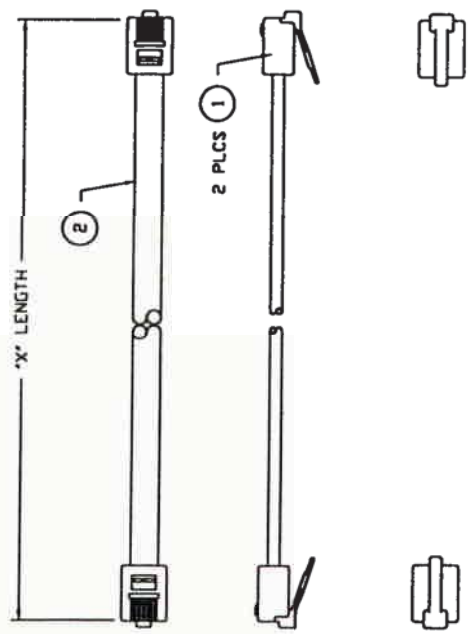
A B C D E F G H

THESE DRAWINGS AND SPECIFICATIONS ARE THE SOLE PROPERTY OF I/O INTERCONNECT INC. ANY REPRODUCTION OR USE IN ANY MANNER WITHOUT THE WRITTEN CONSENT OF I/O INTERCONNECT INC. OR ITS AFFILIATED SUBSIDIARIES.

DWG. NO.	ZONE	REV.	DESCRIPTION	DATE	APPROVED
XX6-511-D		XI	CUSTOMER APPROVAL	03/24/99	E.V.

WIRE DIAGRAM

P1		P2
1	WHITE	6
2	BLACK	5
3	RED	4
4	GREEN	3
5	YELLOW	2
6	BLUE	1



CUSTOMER APPROVAL
 ENGR. SIGN *Math Sumic*
 DATE: 4-12-99

466-256-511-D	25.0 FT ± 4.0 IN 7.62 M ± 101.6 MM
466-146-511-D	14.0 FT ± 3.0 IN 4.27 M ± 76.2 MM
466-076-511-D	7.0 FT ± 2.0 IN 2.13 M ± 50.8 MM
PART NUMBER	LENGTH 'X'
I/O INTERCONNECT	

THIRD ANGLE PROJECTION

UNLESS OTHERWISE NOTED:
 1) DIMENSIONS ARE IN INCHES (MILLIMETER)
 2) TOLERANCES:
 .1XX ± 0.25 (6.35)

I/O INTERCONNECT	
SANTA ANA, CALIFORNIA	
TITLE	6P6C MODULAR, STANDARD STYLE, BLACK, CABLE ASSEMBLY
PART NO.	466-XX6-511-D
DWG. NO.	466-XX6-511-D
CUSTOMER	DIGI KEY
REV.	XI
SCALE	NONE
SHEET	1 OF 1

- NOTES: UNLESS OTHERWISE SPECIFIED.
- CABLE TO BE BUNDLED AND TWIST TIED.
 - TEST CABLE FOR ALL OPENS & SHORTS.
 - PACKAGE CABLE ASSEMBLY INDIVIDUALLY IN PLASTIC BAG. PACKAGE INDIVIDUAL BAG PER LOT NUMBER QUANTITIES.

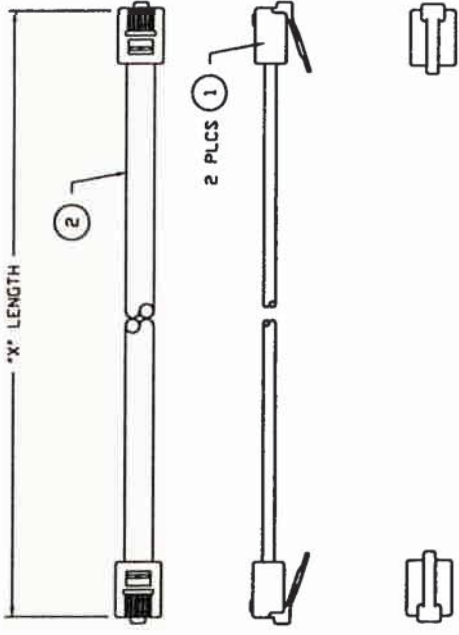
2	'X'	120-610-010	MODULAR CABLE, 26 AWG (7/34) BARE COPPER, 6 CONDUCTOR, UNSHIELDED, BLACK PVC.
1	2 PCS	325-661-50X	CONNECTOR, MODULAR PLUG, 6 POSITION, 6 CONDUCTOR, 50U" AU, FLAT TYPE EXIT.
ITEM	QTY	MFG.	DESCRIPTION
		IDI PART NO.	

CABLE ASSEMBLY PARTS LIST

A B C D E F G H

THESE DIMENSIONS AND SPECIFICATIONS ARE THE SOLE PROPERTY OF I/O INTERCONNECT INC. NO PART OF THIS DOCUMENT IS TO BE REPRODUCED OR TRANSMITTED IN ANY FORM OR BY ANY MEANS WITHOUT THE WRITTEN PERMISSION OF I/O INTERCONNECT INC. OR ITS AFFILIATED SUBSIDIARIES.

DWG. NO.	ZONE	REV.	DESCRIPTION	DATE	APPROVED
XXG-510-D		XI	CUSTOMER APPROVAL	03/24/99	E.V.



WIRE DIAGRAM

P1		P2
1	WHITE	6
2	BLACK	5
3	RED	4
4	GREEN	3
5	YELLOW	2
6	BLUE	1

CUSTOMER APPROVAL
 ENGR. SIGN Math Danner
 DATE: 4-12-99

H1663-25-ND
 H1663-14-ND
 H1663-07-ND

- NOTES: UNLESS OTHERWISE SPECIFIED.
- CABLE TO BE BUNDLED AND TWIST TIED.
 - TEST CABLE FOR ALL OPENS & SHORTS.
 - PACKAGE CABLE ASSEMBLY INDIVIDUALLY IN PLASTIC BAG. PACKAGE INDIVIDUAL BAG PER LOT NUMBER QUANTITIES.

466-256-510-D	25.0 FT ± 4.0 IN 7.62 M ± 101.6 MM
466-146-510-D	14.0 FT ± 3.0 IN 4.27 M ± 76.2 MM
466-076-510-D	7.0 FT ± 2.0 IN 2.13 M ± 50.8 MM
PART NUMBER	LENGTH "X"

THIRD ANGLE PROJECTION

UNLESS OTHERWISE NOTED
 1) DIMENSIONS ARE IN INCHES (MILLIMETER)
 2) TOLERANCES:
 XXX ± .025 (6.35)

I/O INTERCONNECT
 SANTA ANA, CALIFORNIA

6P6C MODULAR, STANDARD STYLE,
 SILVER SATIN, CABLE ASSEMBLY

PART NO. 466-XX6-510-D
 DWG NO. 466-XX6-510-D
 CUSTOMER DIGI KEY
 SCALE NONE SHEET 1 OF 1

2	"X"	101	120-610-000	MODULAR CABLE, 26 AVG (7/34) BARE COPPER, 6 CONDUCTOR, UNSHIELDED, SILVER SATIN PVC.
1	2 PCS	101	325-661-50X	CONNECTOR, MODULAR PLUG, 6 POSITION, 6 CONDUCTOR, 50u" Au, FLAT TYPE EXIT.
ITEM	QTY	MFG.	101 PART NO.	DESCRIPTION

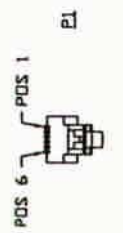
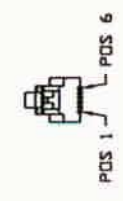
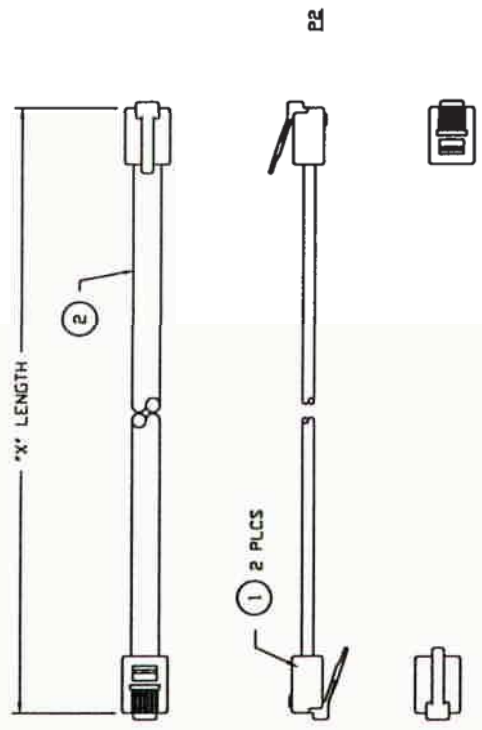
CABLE ASSEMBLY PARTS LIST

THESE DRAWINGS AND SPECIFICATIONS ARE THE SOLE PROPERTY OF I/O INTERCONNECT INC. U.S.A. AND SHALL NOT BE REPRODUCED, COPIED, OR USED IN ANY MANNER WITHOUT THE PRIOR WRITTEN CONSENT OF I/O INTERCONNECT INC. OR ITS AFFILIATED SUBSIDIARIES.

DWG. NO.	ZONE	REV.	DESCRIPTION	DATE	APPROVED
XX6-502-D		XI	CUSTOMER APPROVAL	03/24/99	E.V.

WIRE DIAGRAM

P1		P2
1	WHITE	1
2	BLACK	2
3	RED	3
4	GREEN	4
5	YELLOW	5
6	BLUE	6



CUSTOMER APPROVAL
 ENGR. SIGN Math Lemme
 DATE: 4-12-99

HZ661-25-ND
 HZ661-14-ND
 HZ661-07-ND

- NOTES: UNLESS OTHERWISE SPECIFIED.
- CABLE TO BE BUNDLED AND TWIST TIED.
 - TEST CABLE FOR ALL OPENS & SHORTS.
 - PACKAGE CABLE ASSEMBLY INDIVIDUALLY IN PLASTIC BAG. PACKAGE INDIVIDUAL BAG PER LOT NUMBER QUANTITIES.

466-256-502-D	25.0 FT ± 4.0 IN 7.62 M ± 101.6 MM
466-146-502-D	14.0 FT ± 3.0 IN 4.27 M ± 76.2 MM
466-076-502-D	7.0 FT ± 2.0 IN 2.13 M ± 50.8 MM
PART NUMBER	LENGTH 'X'
I/O INTERCONNECT	

I/O INTERCONNECT
 SANTA ANA, CALIFORNIA

THIRD ANGLE PROJECTION

UNLESS OTHERWISE NOTED:
 1) DIMENSIONS ARE IN INCHES (MILLIMETER)
 2) TOLERANCES: XXX ± 0.25 (6.35)

6P6C MODULAR, REVERT STYLE, WHITE, CABLE ASSEMBLY

PART NO: 466-XX6-502-D
 DWG NO: 466-XX6-502-D
 CUSTOMER: DIGI KEY
 REV: XI

SCALE: NONE SHEET 1 OF 1

ITEM	QTY	MFG.	IOI PART NO.	DESCRIPTION
2	'X'	IOI	120-610-020	MODULAR CABLE, 26 AVG (7/34) BARE COPPER, 6 CONDUCTOR, UNSHIELDED, WHITE PVC.
1	2 PCS	IOI	325-661-50X	CONNECTOR, MODULAR PLUG, 6 POSITION, 6 CONDUCTOR, 50U' AV., FLAT TYPE EXIT.

CABLE ASSEMBLY PARTS LIST

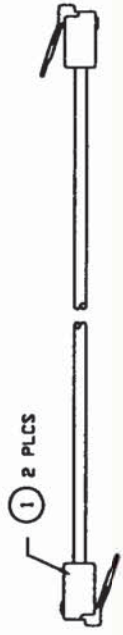
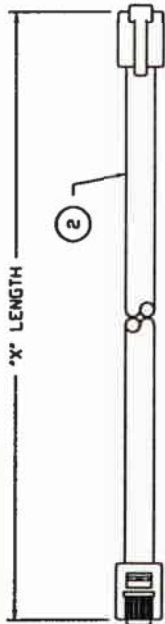
A B C D E F G H

THESE DRAWINGS AND SPECIFICATIONS ARE THE SOLE PROPERTY OF I/O INTERCONNECT INC., U.S.A. AND SHALL NOT BE REPRODUCED EITHER WHOLLY OR IN PART WITHOUT THE WRITTEN CONSENT OF I/O INTERCONNECT INC. OR ITS AFFILIATED SUBSIDIARIES.

DWG. NO.	ZONE	REV.	DESCRIPTION	DATE	APPROVED
XX6-501-D		XI	CUSTOMER APPROVAL	03/24/99	E.V.

WIRE DIAGRAM

P1	P2
1	WHITE
2	BLACK
3	RED
4	GREEN
5	YELLOW
6	BLUE

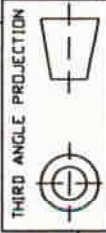


CUSTOMER APPROVAL
 ENGR. SIGN M.H. Garner
 DATE: 4-12-99

- NOTES: UNLESS OTHERWISE SPECIFIED.
- CABLE TO BE BUNDLED AND TWIST TIED.
 - TEST CABLE FOR ALL OPENS & SHORTS.
 - PACKAGE CABLE ASSEMBLY INDIVIDUALLY IN PLASTIC BAG. PACKAGE INDIVIDUAL BAG PER LOT NUMBER QUANTITIES.

H2662-25-ND
 H2662-14-ND
 H2662-07-ND

466-256-501-D	25.0 FT ± 4.0 IN 7.62 M ± 101.6 MM
466-146-501-D	14.0 FT ± 3.0 IN 4.27 M ± 76.2 MM
466-076-501-D	7.0 FT ± 2.0 IN 2.13 M ± 50.8 MM



UNLESS OTHERWISE NOTED
 1) DIMENSIONS ARE IN INCHES (MILLIMETER)
 2) TOLERANCES:
 X.XX ± 0.25 (6.35)

COMP. NO.	REV.	DATE
TITLE: I/O INTERCONNECT SANTA ANA, CALIFORNIA		
REV. NO.	REV. DATE	REV. BY
6P6C MODULAR, REVERT STYLE, BLACK, CABLE ASSEMBLY		
PART NO.	466-XX6-501-D	
DWG. NO.	466-XX6-501-D	
CUSTOMER	DIGI KEY	
SCALE	NONE	SHEET 1 OF 1

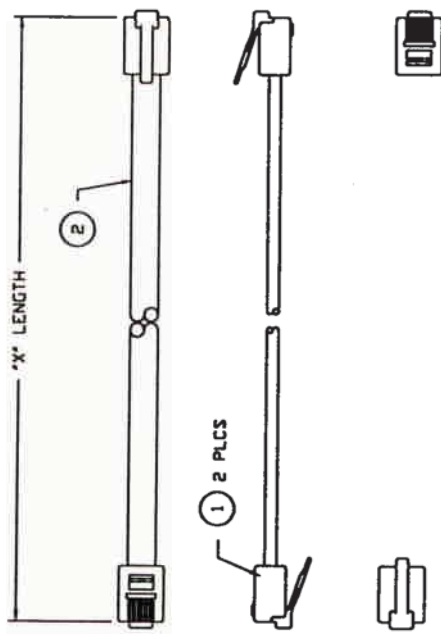
MODULAR CABLE, 26 AVG (7/34) BARE COPPER, 6 CONDUCTOR, UNSHIELDED, BLACK PVC.

CONNECTOR, MODULAR PLUG, 6 POSITION, 6 CONDUCTOR, 50U Au, FLAT TYPE EXIT.

ITEM	QTY	MFG.	IOI PART NO.	DESCRIPTION
2	101		120-610-010	MODULAR CABLE, 26 AVG (7/34) BARE COPPER, 6 CONDUCTOR, UNSHIELDED, BLACK PVC.
1	2 PCS	IOI	325-661-50X	CONNECTOR, MODULAR PLUG, 6 POSITION, 6 CONDUCTOR, 50U Au, FLAT TYPE EXIT.

CABLE ASSEMBLY PARTS LIST

A	B	C	D	E	F	G	H
THESE DRAWINGS AND SPECIFICATIONS ARE THE SOLE PROPERTY OF I/O INTERCONNECT INC. UNLESS OTHERWISE NOTED. NO REPRODUCTION OR USE IN ANY MANNER WITHOUT THE WRITTEN CONSENT OF I/O INTERCONNECT INC. OR ITS AFFILIATED SUBSIDIARIES.		DWG. NO. XX6-500-D		ZONE REV. X1	DESCRIPTION CUSTOMER APPROVAL	DATE 03/24/99	APPROVED E.V.



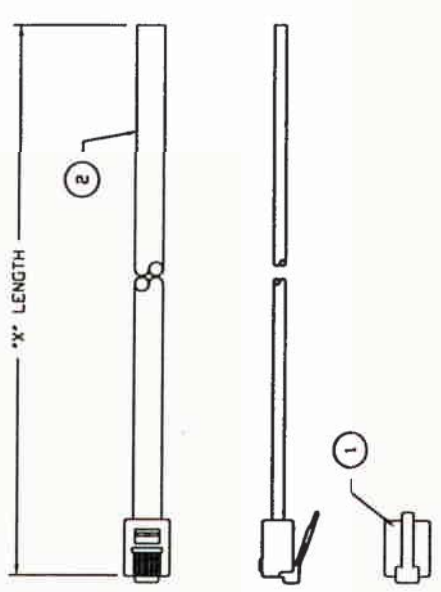
CUSTOMER APPROVAL
 ENGR. SIGN Mathy Lemme
 DATE: 4-12-99

466-256-500-D	25.0 FT ± 4.0 IN 7.62 M ± 101.6 MM
466-146-500-D	14.0 FT ± 3.0 IN 4.27 M ± 76.2 MM
466-076-500-D	7.0 FT ± 2.0 IN 2.13 M ± 50.8 MM
PART NUMBER	LENGTH "X"
I/O INTERCONNECT	

THIRD ANGLE PROJECTION 		UNLESS OTHERWISE NOTED 1) DIMENSIONS ARE IN INCHES (MILLIMETER) 2) TOLERANCES .XXX ± 0.25 (6.35)	
2	"X"	120-610-000	MODULAR CABLE, 26 AVG (7/34) BARE COPPER, 6 CONDUCTOR, UNSHIELDED, SILVER SATIN PVC.
1	2 PCS	325-661-50X	CONNECTOR, MODULAR PLUG, 6 POSITION, 6 CONDUCTOR, 50u" AU, FLAT TYPE EXIT.
ITEM	QTY	MFG.	DESCRIPTION
CABLE ASSEMBLY PARTS LIST			
		SCALE: NONE	SHEET 1 OF 1

- NOTES: UNLESS OTHERWISE SPECIFIED.
- CABLE TO BE BUNDLED AND TWIST TIED.
 - TEST CABLE FOR ALL OPENS & SHORTS.
 - PACKAGE CABLE ASSEMBLY INDIVIDUALLY IN PLASTIC BAG. PACKAGE INDIVIDUAL BAG PER LOT NUMBER QUANTITIES.

A	B	C	D	E	F	G	H	
THESE DRAWINGS AND SPECIFICATIONS ARE THE SOLE PROPERTY OF I/O INTERCONNECT INC. NO REUSE OR REPRODUCTION OF THESE DRAWINGS OR SPECIFICATIONS IS PERMITTED WITHOUT THE WRITTEN CONSENT OF I/O INTERCONNECT INC OR ITS AFFILIATED SUBSIDIARIES.		DWG. NO. XX6-522-D		ZONE X1	REV. X1	DESCRIPTION CUSTOMER APPROVAL	DATE 03/24/99	APPROVED E.V.



WIRE DIAGRAM

PI	WIRE COLOR	OPEN END
1	WHITE	
2	BLACK	
3	RED	
4	GREEN	
5	YELLOW	
6	BLUE	

CUSTOMER APPROVAL
 ENGR. SIGN Math A...
 DATE: 4-12-99

H3661-25-ND
 H3661-14-ND
 H3661-07-ND

- NOTES: UNLESS OTHERWISE SPECIFIED.
- CABLE TO BE BUNDLED AND TWIST TIED.
 - TEST CABLE FOR ALL OPENS & SHORTS.
 - PACKAGE CABLE ASSEMBLY INDIVIDUALLY IN PLASTIC BAG. PACKAGE INDIVIDUAL BAG PER LOT NUMBER QUANTITIES.

466-256-522-D	25.0 FT ± 4.0 IN 7.62 M ± 101.6 MM
466-146-522-D	14.0 FT ± 3.0 IN 4.27 M ± 76.2 MM
466-076-522-D	7.0 FT ± 2.0 IN 2.13 M ± 50.8 MM

PART NUMBER		LENGTH *X*
I/O INTERCONNECT		
I/O INTERCONNECT SANTA ANA, CALIFORNIA		
TITLE	GP6C MODULAR, TO OPEN END, WHITE, CABLE ASSEMBLY	
PART NO.	466-XX6-522-D	
REV.	466-XX6-522-D	
CUSTOMER	DIGI KEY	
SCALE	NONE	SHEET 1 OF 1

THIRD ANGLE PROJECTION

UNLESS OTHERWISE NOTED
 1) DIMENSIONS ARE IN INCHES (MILLIMETER)
 2) TOLERANCES:
 X.XX ± 0.25 (6.35)

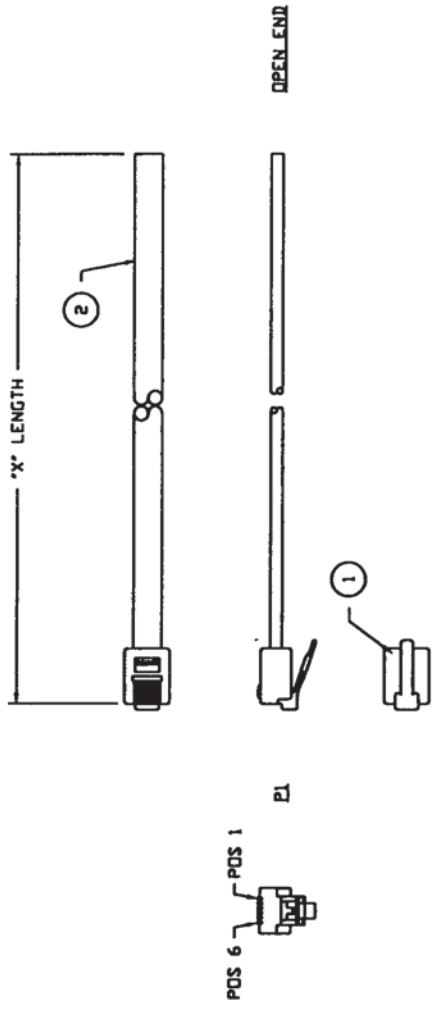
2	*X*	101	120-610-020	MODULAR CABLE, 26 AWG (7/34) BARE COPPER, 6 CONDUCTOR, UNSHIELDED, WHITE PVC.
1	1 PC	101	325-661-50X	CONNECTOR, MODULAR PLUG, 6 POSITION, 6 CONDUCTOR, 50L AU, FLAT TYPE EXIT.
ITEM	QTY	MFG.	101 PART NO.	DESCRIPTION

CABLE ASSEMBLY PARTS LIST

THESE DRAWINGS AND SPECIFICATIONS ARE THE SOLE PROPERTY OF I/O INTERCONNECT INC. U.S.A. AND SHALL NOT BE REPRODUCED, COPIED, OR USED IN ANY MANNER WITHOUT THE PRIOR WRITTEN CONSENT OF I/O INTERCONNECT INC. OR ITS AFFILIATED SUBSIDIARIES.	DWG. NO. XX6-521-D	ZONE X1	REV. X1	DESCRIPTION CUSTOMER APPROVAL	DATE 03/24/99	APPROVED E.M.
-----------------------------------------------------------------------------------------------------------------------------------------------------------------------------------------------------------------------------------------------	-----------------------	------------	------------	----------------------------------	------------------	------------------

WIRE DIAGRAM

PL	OPEN END
1	WHITE
2	BLACK
3	RED
4	GREEN
5	YELLOW
6	BLUE



CUSTOMER APPROVAL
 ENGR. SIGN *Matt Thomas*
 DATE: 4-12-99

H3662-25-ND
 H3662-14-ND
 H3662-07-ND

466-256-521-D	25.0 FT ± 4.0 IN 762 M ± 101.6 MM
466-146-521-D	14.0 FT ± 3.0 IN 427 M ± 76.2 MM
466-076-521-D	7.0 FT ± 2.0 IN 213 M ± 50.8 MM
PART NUMBER	LENGTH 'X'

I/O INTERCONNECT
 SANTA ANA, CALIFORNIA

THIRD ANGLE PROJECTION

UNLESS OTHERWISE NOTED
 1) DIMENSIONS ARE IN INCHES (MILLIMETER)
 2) TOLERANCES:
 XXX ± 0.25 (6-35)

6P6C MODULAR, TO OPEN END,
 BLACK, CABLE ASSEMBLY

PART NO. 466-XX6-521-D
 DWG NO. 466-XX6-521-D
 CUSTOMER 0101 KEY
 REV. XI

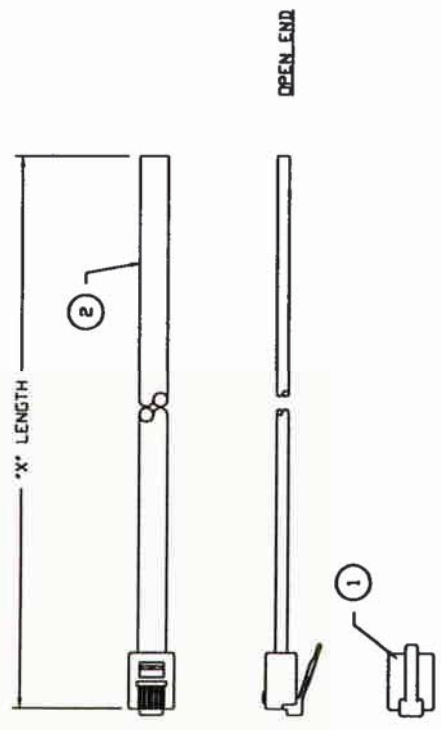
- NOTES: UNLESS OTHERWISE SPECIFIED.
- CABLE TO BE BUNDLED AND TWIST TIED.
 - TEST CABLE FOR ALL OPENS & SHORTS.
 - PACKAGE CABLE ASSEMBLY INDIVIDUALLY IN PLASTIC BAG. PACKAGE INDIVIDUAL BAG PER LOT NUMBER QUANTITIES.

ITEM	QTY	MFG.	IOI PART NO.	DESCRIPTION
2	101		120-610-010	MODULAR CABLE, 26 AVG (7/34) BARE COPPER, 6 CONDUCTOR, UNSHIELDED, BLACK PVC.
1	1	PC	325-661-50X	CONNECTOR, MODULAR PLUG, 6 POSITION, 6 CONDUCTOR, 50U' AW, FLAT TYPE EXIT.

CABLE ASSEMBLY PARTS LIST

A	B	C	D	E	F	G	H
DWG. NO. XXS-520-D		ZONE	REV. X1	DESCRIPTION CUSTOMER APPROVAL	DATE 03/24/99	APPROVED E.V.	

THESE DRAWINGS AND SPECIFICATIONS ARE THE SOLE PROPERTY OF I/O INTERCONNECT INC., U.S.A. AND SHALL NOT BE REPRODUCED, COPIED, OR USED IN ANY MANNER WITHOUT THE PRIOR WRITTEN CONSENT OF I/O INTERCONNECT INC. OR ITS AFFILIATED SUBSIDIARIES.



WIRE DIAGRAM

PL	WIRE	OPEN END
1	WHITE	
2	BLACK	
3	RED	
4	GREEN	
5	YELLOW	
6	BLUE	

CUSTOMER APPROVAL
 ENGR. SIGN *Walt J. Amic*
 DATE: 4-12-99

- NOTES: UNLESS OTHERWISE SPECIFIED.
- CABLE TO BE BUNDLED AND TWIST TIED.
 - TEST CABLE FOR ALL OPENS & SHORTS.
 - PACKAGE CABLE ASSEMBLY INDIVIDUALLY IN PLASTIC BAG. PACKAGE INDIVIDUAL BAG PER LOT NUMBER QUANTITIES.

H3663-75-ND
 H3663-14-ND
 H3663-07-ND

466-256-520-D	25.0 FT ± 4.0 IN 7.62 M ± 101.6 MM
466-146-520-D	14.0 FT ± 3.0 IN 4.27 M ± 76.2 MM
466-076-520-D	7.0 FT ± 2.0 IN 2.13 M ± 50.8 MM

THIRD ANGLE PROJECTION

UNLESS OTHERWISE NOTED:
 1) DIMENSIONS ARE IN INCHES (MILLIMETER)
 2) TOLERANCES:
 X.XXX ± 0.025 (6-35)

I/O INTERCONNECT
 SANTA ANA, CALIFORNIA

6P6C MODULAR, TO OPEN END,
 SILVER SATIN, CABLE ASSEMBLY

PART NO. 466-XX6-520-D
 REV. NO. 466-XX6-520-D
 CUSTOMER DIGI KEY
 REV. XI

ITEM	QTY	MFG.	IOI PART NO.	DESCRIPTION
2	X'	IOI	120-610-000	MODULAR CABLE, 26 AVG (7/34) BARE COPPER, 6 CONDUCTOR, UNSHIELDED, SILVER SATIN PVC.
1	1 PC	IOI	325-661-50X	CONNECTOR, MODULAR PLUG, 6 POSITION, 6 CONDUCTOR, 50U" AU, FLAT TYPE EXIT.

CABLE ASSEMBLY PARTS LIST

REV. XI	SHEET 1	OF 1
---------	---------	------