






# SMT Power Inductors

Power Beads - PA4390.XXXHLT Series



-  **Current Rating:** Over 100A<sub>pk</sub>
-  **Inductance Range:** 100nH to 330nH
-  **Height:** 10.0mm Max
-  **Footprint:** 10.0mm x 7.0mm Max
-  **Halogen Free**

## Electrical Specifications @ 25°C — Operating Temperature - 40°C to +130°C<sup>7</sup>

Part Number	Inductance <sup>1</sup> @ 0A <sub>DC</sub> (nH +/- 15%)	Inductance <sup>2</sup> @ I <sub>rated</sub> <sup>3</sup> (nH TYP)	I <sub>rated</sub> <sup>3</sup> (ADC)	DCR <sup>4</sup> (mΩ nominal)	Saturation Current <sup>5</sup> (A TYP)			Heating Current <sup>6</sup> (A TYP)
					25°C	100°C	125°C	
PA4390.101HLT	100	100	68	0.185+/-10%	113	86	81	68
PA4390.121HLT	120	120	68		94	81	78	
PA4390.151HLT	150	150	68		80	75	73	
PA4390.331HLT	330	310	33		43	33	31	

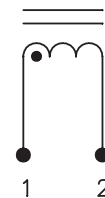
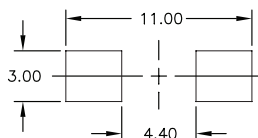

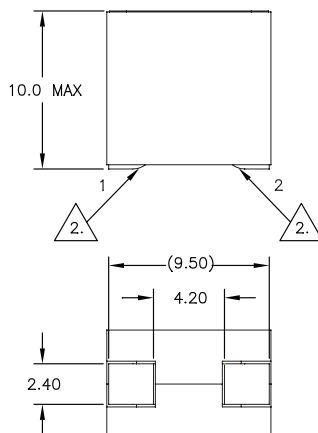
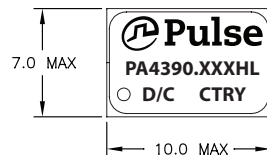
### NOTES:

- Inductance measured at 100kHz, 100mVrms.
- Inductance at I<sub>rated</sub> is the value of the inductance at 25°C at the listed rated current.
- The rated current as listed is either the saturation current (25°C or 100°C) or the heating current depending on which value is lower.
- The nominal DCR is measured from point Ⓐ to point Ⓒ, as shown below on the mechanical drawing.
- The saturation current is the typical current which causes the inductance to drop by 20% at the stated ambient temperatures (25°C, 100°C). This current is determined by placing the component in the specified ambient environment and applying a short duration pulse current (to eliminate self-heating effects) to the component.
- The heating current is the DC current which causes the part temperature to increase by approximately 40°C when used in a typical application.
- In high volt\*time applications, additional heating in the component can occur due to core losses in the inductor which may necessitate derating the current in order to limit the temperature rise of the component. To determine the approximate total losses (or temperature rise) for a given application, the coreloss and temperature rise curves can be used.
- Parts with the HLT suffix are sold in tape and reel packaging. Pulse complies to industry standard tape and reel specification EIA-481. The tape and reel for this product has a width (W=24mm), pitch (Po=16mm) and depth (Ko=10.5mm). Samples of these parts can be ordered by removing the HLT suffix and replacing with HL.
- The temperature of the component (ambient plus temperature rise) must be within the stated operating temperature range.

## Mechanical

## Schematic

### PA4390.XXXHLT



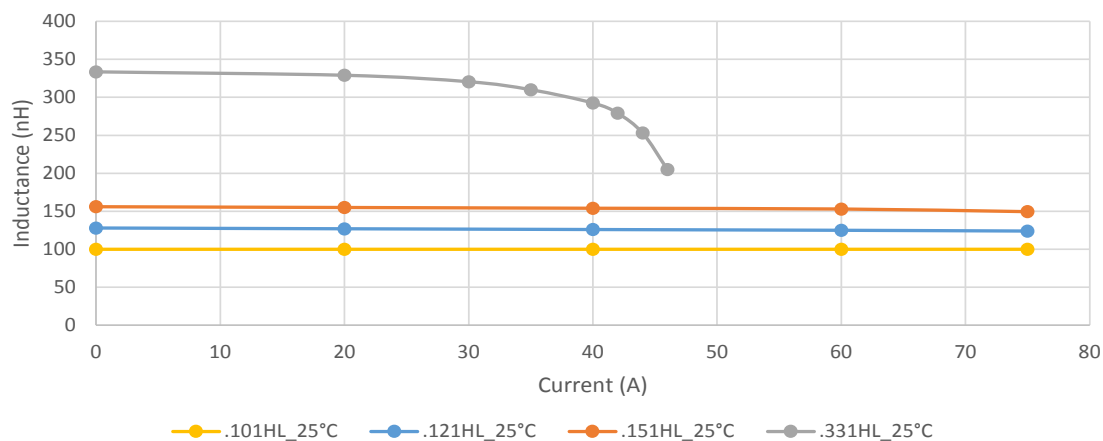
Weight . . . . . 2.74/grams

Tape & Reel . . . . . 300/reel

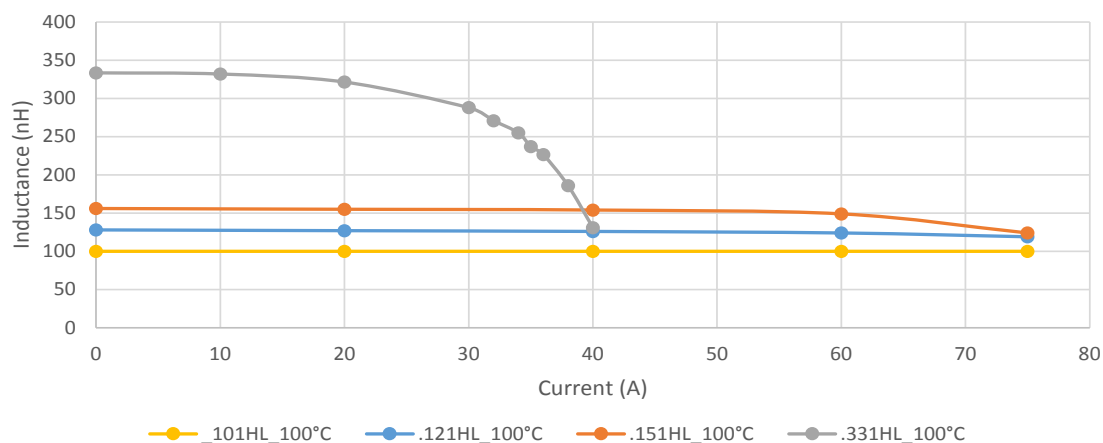
Dimensions: mm

Unless otherwise specified,  
all tolerances are ± 0.25

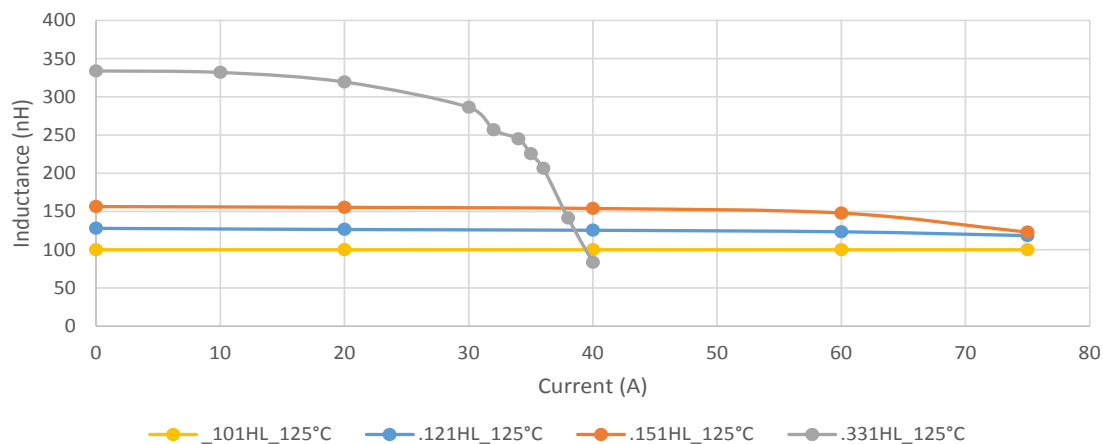
PA4390.XXXHL, LvsI, 25°C

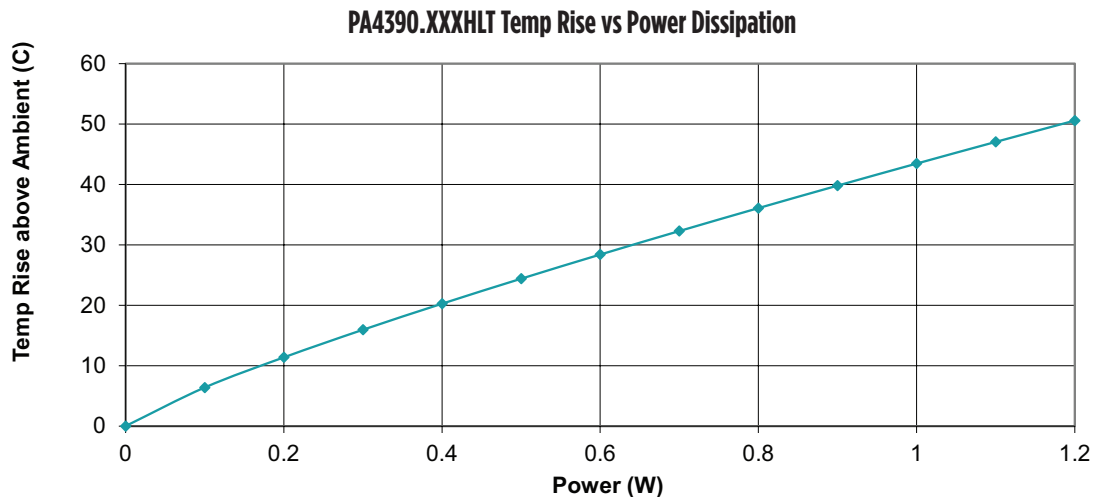
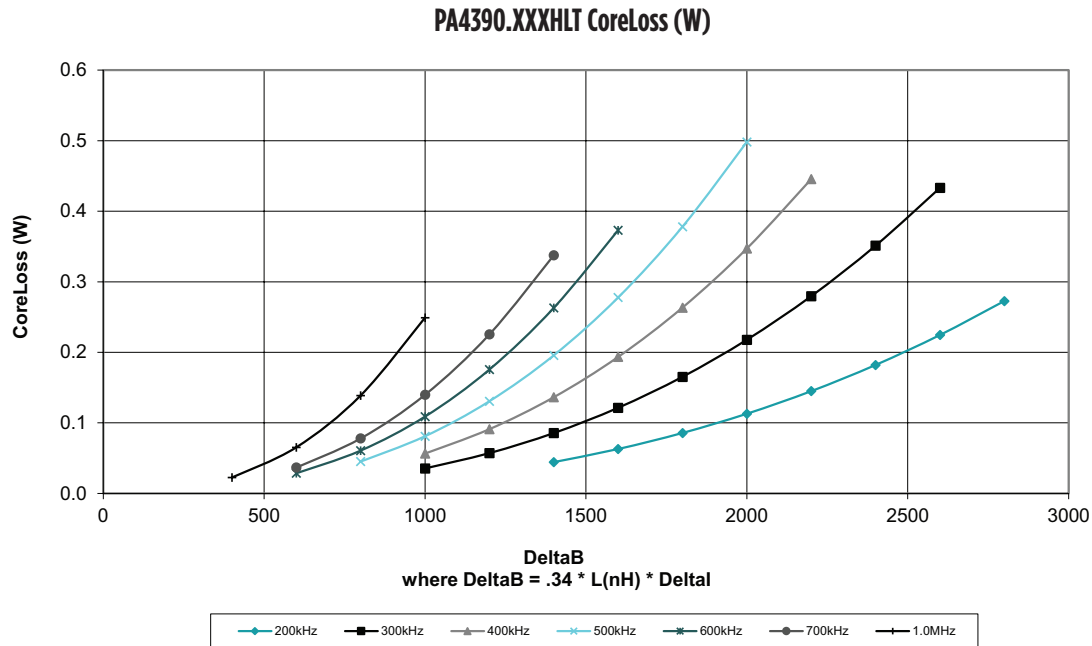


PA4390.XXXHL, LvsI, 100°C



PA4390.XXXHL, LvsI, 125°C





**Total Power Dissipation (W) = CopperLoss + CoreLoss**  
**CopperLoss =  $I_{rms}^2 \times R_{dc}(m\Omega) / 1000$**   
**CoreLoss = (from table)**

## For More Information

### Pulse Worldwide Headquarters

12220 World Trade Drive  
San Diego, CA 92128  
U.S.A.

Tel: 858 674 8100  
Fax: 858 674 8262

### Pulse Europe

Pulse Electronics GmbH  
Am Rottland 12  
58540 Meinerzhagen  
Germany

Tel: 49 2354 777 100  
Fax: 49 2354 777 168

### Pulse China Headquarters

B402, Shenzhen Academy of  
Aerospace Technology Bldg.  
10th Kejinan Road  
High-Tech Zone  
Nanshan District  
Shenzhen, PR China 518057  
Tel: 86 755 33966678  
Fax: 86 755 33966700

### Pulse North China

Room 2704/2705  
Super Ocean Finance Ctr.  
2067 Yan An Road West  
Shanghai 200336  
China

Tel: 86 21 62787060  
Fax: 86 21 62786973

### Pulse South Asia

135 Joo Seng Road  
#03-02  
PM Industrial Bldg.  
Singapore 368363

Tel: 65 6287 8998  
Fax: 65 6287 8998

### Pulse North Asia

3F, No. 198  
Zhongyuan Road  
Zhongli City  
Taoyuan County 320  
Taiwan R. O. C.  
Tel: 886 3 4356768  
Fax: 886 3 4356823 (Pulse)  
Fax: 886 3 4356820 (FRE)

Performance warranty of products offered on this data sheet is limited to the parameters specified. Data is subject to change without notice. Other brand and product names mentioned herein may be trademarks or registered trademarks of their respective owners. © Copyright, 2016. Pulse Electronics, Inc. All rights reserved.