

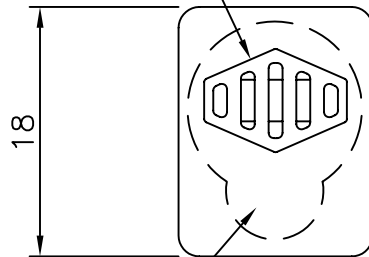
THIS DOCUMENT CONTAINS DATA
PROPRIETARY TO PROJECTS UNLIMITED, INC.
ANY REPRODUCTION, IN ANY FORM, WITHOUT
PRIOR WRITTEN PERMISSION OF PROJECTS
UNLIMITED, INC IS PROHIBITED.

SPECIFICATIONS

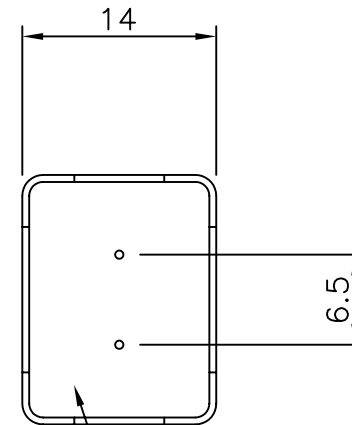
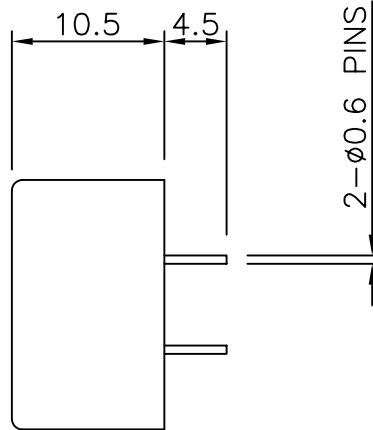
PARAMETERS	VALUES	UNITS
Rated Voltage (Square Wave)	1.5	Vp-p
Operating Voltage	1 ~ 2	Vp-p
Rated Current (typ.)	40	mA
Typical Sound Pressure Level @ 10 cm., 2048 Hz	80	dBa
Resonant Frequency	2000 ~ 2500	Hz
Operating Temperature Range	-20 ~ +70	°C
Storage Temperature Range	-30 ~ +85	°C
Housing Material	Noryl	
Terminal	Tin-Plated Copper Pins	
Weight	7	g

REVISIONS			
LTR	DESCRIPTION	DATE	APPROVED
-	RELEASED FROM ENGINEERING	5/1/02	
A	REVISED TEMP. RANGE ETC.	12/31/02	S. J.

SOUND
EMISSION HOLE



REMOVABLE TAB



NOTES:

- ALL DIMENSIONS ARE IN MILLIMETERS.
- SPECIFICATION SUBJECT TO CHANGE OR WITHDRAWAL WITHOUT NOTICE.

FILE NAME
AT-201.DWG

UNLESS OTHERWISE SPECIFIED
DIMENSIONS ARE IN MILLIMETERS
TOLERANCES ARE:
FRACTIONS DECIMALS ANGLES
± .XX ± 0.5 ±
.XXX ±

APPROVALS	DATE
DRAWN <i>RABL</i>	5/02
CHECKED	
APPROVED <i>S. J.</i>	5/1/02
DO NOT SCALE DRAWING	



Dayton , Ohio

AUDIO TRANSDUCER
AT-201

SIZE A	MATERIAL	DRAWING NO. AT-201
SCALE N/A	MAX. WT.	SHEET 1 OF 1

Mouser Electronics

Authorized Distributor

Click to View Pricing, Inventory, Delivery & Lifecycle Information:

[PUI Audio:](#)

[AT-201](#)