

Connector set - HC-EVO-B10PT-BWD-HL-M25ELC-AL - 1411488

Please be informed that the data shown in this PDF Document is generated from our Online Catalog. Please find the complete data in the user's documentation. Our General Terms of Use for Downloads are valid (<http://phoenixcontact.com/download>)



EVO connector set, B10 series, metal housing, consisting of: sleeve housing 1411455, panel mounting base 1411322, EVO screw connection 1411446, pin contact insert 1407730, socket contact insert 1407729



Key Commercial Data

Packing unit	1 pc
Weight per Piece (excluding packing)	500.0 g
Custom tariff number	85366990
Country of origin	Germany

Technical data

General

Number of positions	10+PE
Type	B10
Connection method	Push-in connection
Cable exit	straight
Degree of protection for housing	IP66
	IP69K (ISO 20653:2013-02)
	4
	4X
	12
Connection method	Push-in connection
Rated voltage (III/3)	500 V
Rated surge voltage	6 kV
Rated current	16 A

Standards and Regulations

Flammability rating according to UL 94	V0
--	----

Connector set - HC-EVO-B10PT-BWD-HL-M25ELC-AL - 1411488

Articles in set

Contact insert - HC-B 10-I-PT-F - 1407729



HEAVYCON socket insert, B10 series, 10 + PE-pos., push-in connection

Contact insert - HC-B 10-I-PT-M - 1407730



HEAVYCON pin insert, B10 series, 10 + PE-pos., push-in connection

Housing - HC-EVO-B10-HLFD-EL-AL - 1411455



HEAVYCON EVO sleeve housing, EMC version, without powder coating, with bayonet flange for EVO screw connection, B10, for double locking latch, height: 64 mm, without EVO screw connection.

Housing - HC-STA-B10-BWD-ELC-AL - 1411322



HEAVYCON B10 panel mounting base, with double locking latch, with flat gasket, salt-water-resistant aluminum, conductive profile gasket

Cable gland - HC-B-G-M25-EC-AL - 1411446



EVO EMC cable gland with bayonet locking, B series, size M25, cable diameter: 11 - 16 mm

Connector set - HC-EVO-B10PT-BWD-HL-M25ELC-AL - 1411488

Classifications

eCl@ss

eCl@ss 5.1	27143424
eCl@ss 6.0	27143424
eCl@ss 8.0	27440101

ETIM

ETIM 4.0	EC002641
ETIM 5.0	EC002636

Approvals

Approvals

Approvals

EAC

Ex Approvals


Approvals submitted

Approval details

EAC


Drawings

Schematic diagram



Pin assignment, connection side, pin

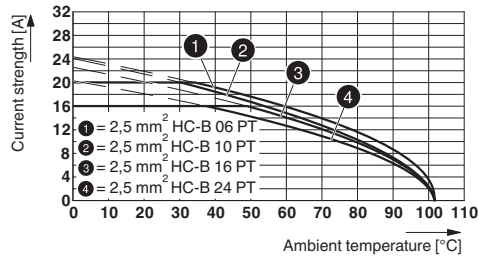
Schematic diagram



Pin assignment, connection side, socket

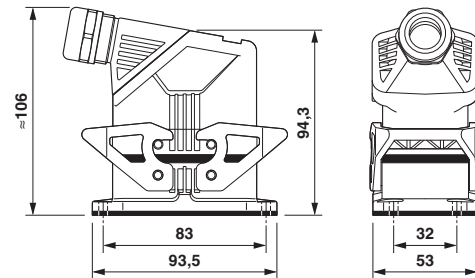
Connector set - HC-EVO-B10PT-BWD-HL-M25ELC-AL - 1411488

Diagram



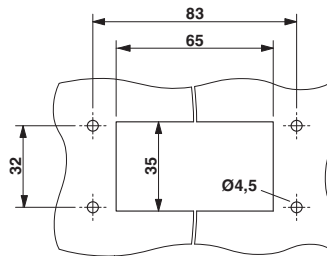
Derating diagram

Dimensional drawing



Dimensional drawing

Dimensional drawing



Panel cutout