

Power Choke Coil

Japan

Series: **PCC-N6**

Thin, compact and high power

Industrial Property: Utility models 3 (pending)



■ Features

- High power type (Saturation current : 20A is possible)
- Thin type (5.7mm height)/SMD mount.
- Low leakage flux (EI type /Center gap core)

■ Recommended Applications

- DC/DC converter for driving PC at high speed
- Thin type on-board power supply module for exchanger (10~40W)

■ Explanation of Part Numbers

1	2	3	4	5	6	7	8	9	10	11	12
E	T	Q	P								
Product code	Classification	Size	Core Ability	Inductance	Series	Packaging	Suffix				

■ Performance Characteristics

Part Numbers	Series	Inductance		Saturation Current		Heat Rating Current $\Delta T=40K(^{\circ}C)$	DC Resistance At 20°C
		Initial at 25°C	At flat point at 25°C	At 25°C	At 100°C	I_0 (A)	
						Reference Only	
		L_0 (μH)	L_1 (μH)	I sat (A) min.	I sat (A) min.		DCR (m Ω) max.
ETQP6F1R2H□□	HL	2.3±30%	1.2±30%	14.3	11.7	14.2	2.24
ETQP6F2R0H□□		3.5±30%	2.0±30%	10.7	8.7	12.5	3.30
ETQP6F3R2H□□		4.8±25%	3.2±25%	8.6	7.1	10.8	4.92
ETQP6F4R6H□□		6.6±25%	4.6±25%	7.3	6.0	9.3	6.48
ETQP6F6R4H□□		8.3±25%	6.4±25%	6.2	5.2	7.9	8.64
ETQP6F8R2H□□		10.4±25%	8.2±25%	5.6	4.7	7.2	10.9
ETQP6F102H□□		12.5±25%	10.2±25%	4.7	4.0	6.5	13.3
ETQP6F1ROS□□	SP	1.9±30%	1.0±30%	19.4	15.4	14.2	2.24
ETQP6F1R6S□□		2.8±30%	1.6±30%	14.9	12.2	12.5	3.30
ETQP6F2R5S□□		3.6±30%	2.5±30%	11.3	9.3	10.8	4.92
ETQP6F0R8L□□	LB	1.8±30%	0.8±30%	25.2	20.0	14.2	2.24
ETQP6F1R3L□□		2.5±30%	1.3±30%	18.6	15.8	12.5	3.30
ETQP6F2R0L□□		3.1±30%	2.0±30%	15.1	12.1	10.8	4.92
ETQP6F2R9L□□		4.1±30%	2.9±30%	12.0	10.0	9.3	6.48

(Note1) Measured frequency of inductance is 100kHz

(Note2) Concerning the definition of L_0 & L_1 , please refer to "next page"

(Note3) Saturation current (I sat) is the current value that inductance (L_1) decreases to 80% of initial value.

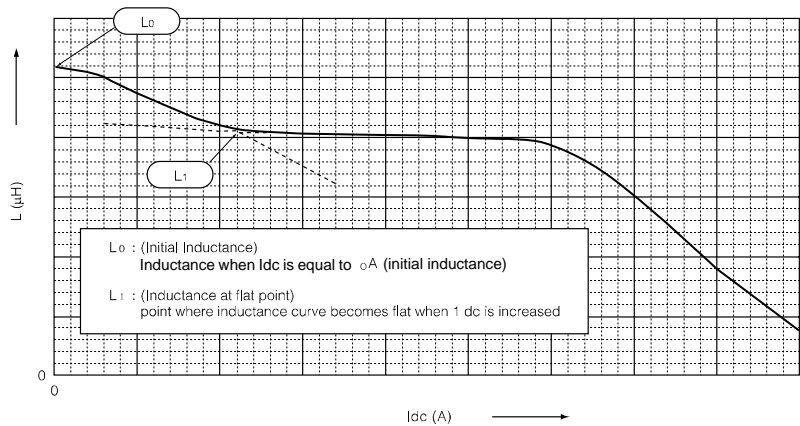
(Note4) Heat rating current (I_0) is the actual value of the current at which the temperature rise of coil becomes 40K when DC current flows.

Actually, to decide the heat rating, the temperature rise within the set shall be considered.

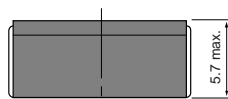
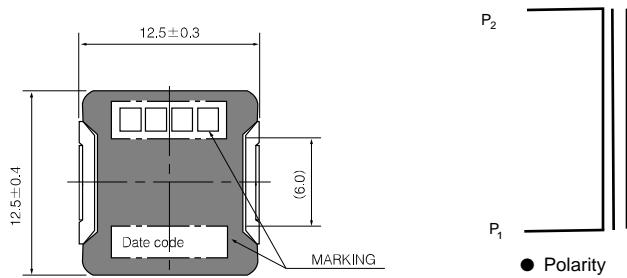
Concerning the heat rating current (I_0) when (ΔT) is decreased more, please contact us.

Power Choke Coil

■ L_0, L_1 : Definition
 DC Bias Characteristic



■ Dimensions in mm (not to scale)



() : Reference value

